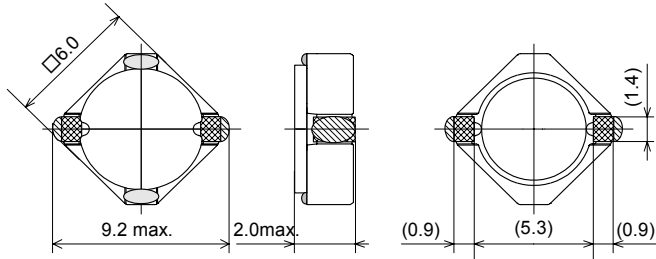


Power Inductors for Surface Mounting

TYPE : 7E06LA/LB



Frequency Range: ~2MHz
 Inductance Range: 1.2~120μH
 Temperature Coefficient: ±10%max.



■ Features

SMD magnetic shielded type of power inductor
 Suitable as power supply choke coil

■ Specifications

Code	Inductance (μH)	DC Resistance (Ω) ±30%		Rated DC Current (mA)		Allowable DC Current (mA)	
		7E06LA	7E06LB	7E06LA	7E06LB	7E06LA	7E06LB
1R2	1.2	0.011	0.014	2400	3100	4800	4100
1R8	1.8	0.016	0.020	2100	2400	4000	3400
2R4	2.4	0.022	0.027	1800	2200	3400	3000
3R3	3.3	0.027	0.037	1500	2000	3000	2600
4R3	4.3	0.033	0.050	1300	1700	2700	2200
5R6	5.6	0.041	0.057	1200	1500	2400	2000
6R8	6.8	0.057	0.077	1100	1400	2000	1600
8R2	8.2	0.064	0.085	1000	1300	1900	1500
100	10	0.092	0.120	900	1100	1500	1300
120	12	0.100	0.130	800	1000	1400	1200
150	15	0.130	0.170	700	900	1200	1100
180	18	0.150	0.190	600	850	1100	1000
220	22	0.190	0.230	550	750	1000	900
270	27	0.220	0.270	500	650	960	850
330	33	0.260	0.380	450	600	860	680
390	39	0.290	0.420	400	570	820	650
470	47	0.410	0.470	380	530	650	610
560	56	0.460	0.690	350	500	620	500
680	68	0.530	0.790	330	440	580	460
820	82	0.750	0.880	300	400	470	440
101	100	0.850		280		450	
121	120	0.960		250		420	

- Notes: 1. Measurement Frequency for Inductance: 1kHz.
 2. Rated current is the value when the inductance is within minus 35% from the nominal value at superposition.
 3. Allowable DC Current: See Table for Value of Temperature Rise.

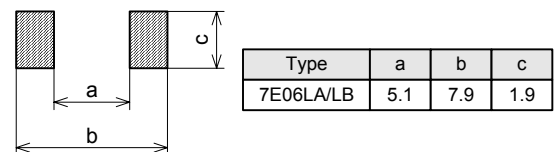
Inductance range

Tolerance	7E06LA	7E06LB
±30%(N)	1.2~8.2μH	
±20%(M)	10~120μH	10~82μH

Temperature rise

7E06LA	7E06LB
+25°Ctyp.	

Recommended Land Pattern



Parts code

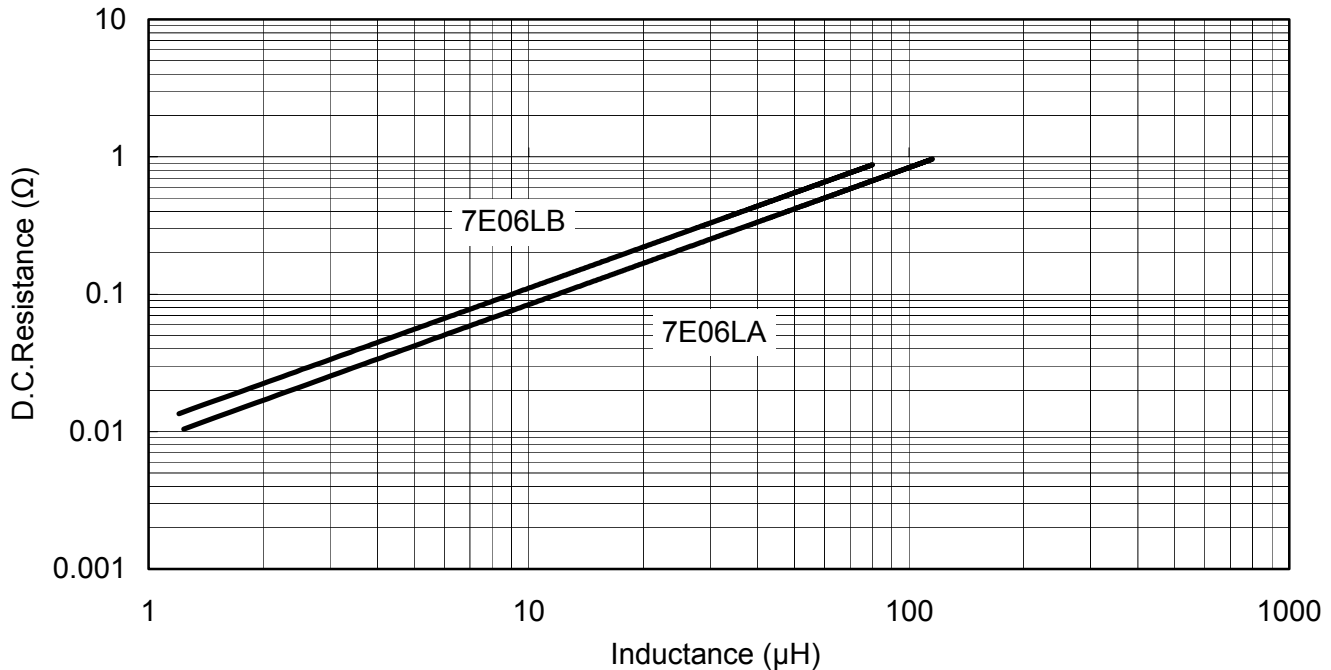
7E06LA	—	100	M
--------	---	-----	---

Type Inductance code Tolerance

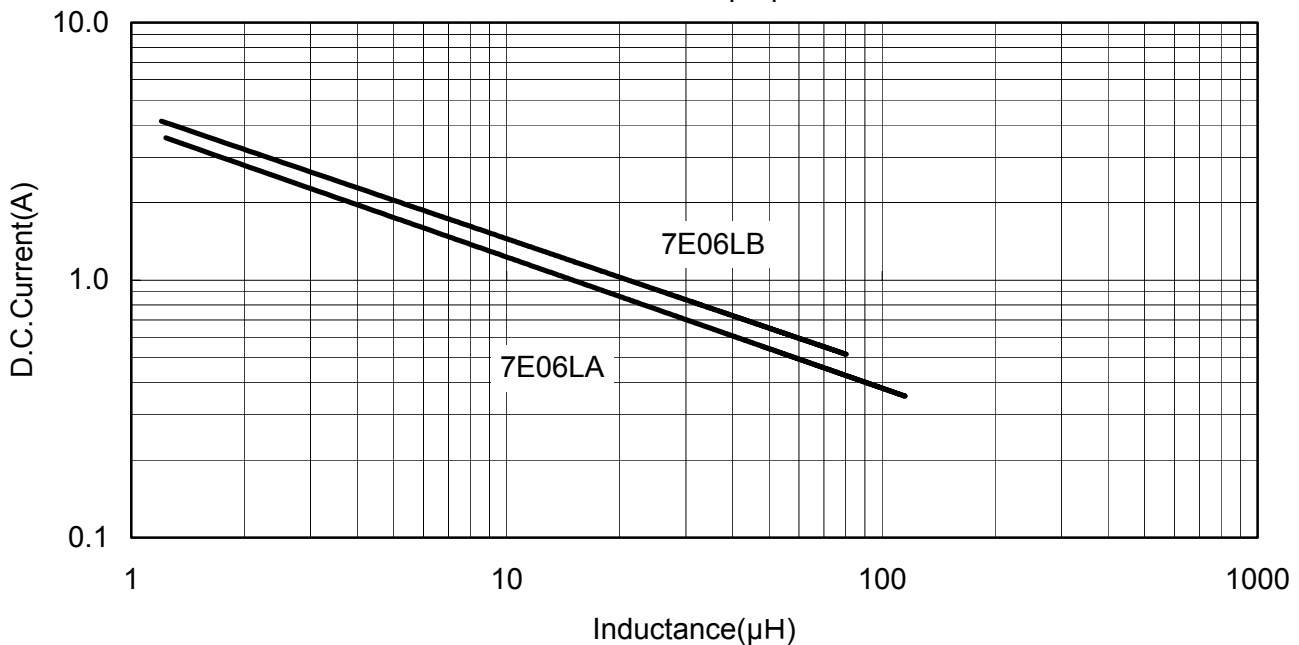
Chip Inductors for Surface Mounting

Type 7E06LA/LB Series Electric Characteristics

Characteristics of D.C. Resistance



Characteristics of D.C. Superposition



Notes: 1. Graphs are based on typical values of each type, not spec. values.
2. DC current value is being measured at 35% decrease of inductance.

