

Type: CEE124

Product Description

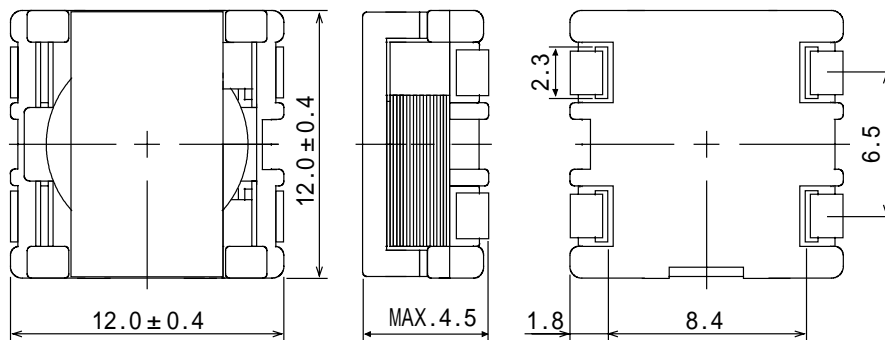
- 12.4 × 12.4mm Max. (L × W), 4.5mm Max. height
- Inductance range : 0.75 ~ 2.1 μH;
- Rated Current range: 8.0 ~ 9.0A
- In addition to the standards versions shown here, custom inductors are also available to meet your exact requirements.



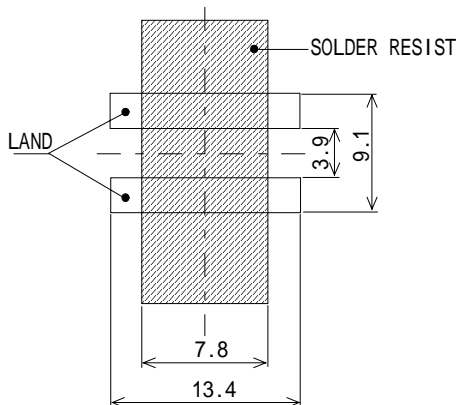
Feature

- Mn-Zn core used, Flat wire used.
- Super high current Inductors, ideally used in portable computer CPU power supply.
- RoHS Compliance

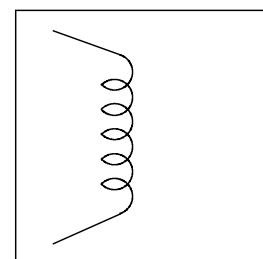
Dimensions (mm)



Land Pattern (mm)



Schematics (Bottom)



Type: CEE124

Specification

Part Name	Stamp	Inductance [Within] 100kHz/1V	D.C.R.(m Ω) Max.(Typ.) (at 20 ℃)	Rated Current I ₁ (A) (at 20 ℃)
CEE124NP-ØR7M	0R7M	0.75 μH ± 20%	5.5(4.5)	9.0
CEE124NP-1R3M	1R3M	1.3 μH ± 20%	7.0(5.8)	8.5
CEE124NP-2R1M	2R1M	2.1 μH ± 20%	8.4(6.9)	8.0

Description of part name

CEE124NP-ØR7M

- B Box
- C Carrier Tape

1. Rated current: The DC current at which the inductance decreases to 75 % of its nominal value or when $t=40$ ℃, whichever is lower ($T_a=20$ ℃).