



GNOAA thru GNOMA

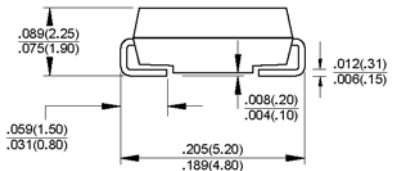
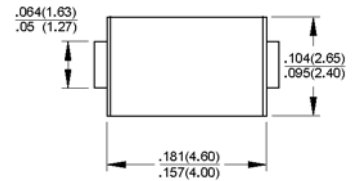
Surface Mount Glass Passivated Rectifiers
Reverse Voltage 50 to 1000 Volts Forward Current 1.5 Amperes

Features

- ◆ Glass passivated chip
- ◆ For surface mounted applications
- ◆ Low reverse leakage current
- ◆ Low forward voltage drop
- ◆ High current capability
- ◆ Plastic material has UL flammability classification 94V-0



DO-214AC (SMA)



Dimensions in inches and (millimeters)

Mechanical Data

- ◆ Case: Molded plastic
- ◆ Polarity: Indicated by cathode band
- ◆ Terminal: solder plated copper
- ◆ Weight: 0.002 ounce, 0.064 gram

Maximum Ratings and Electrical Characteristics

Ratings at 25°C ambient temperature unless otherwise specified.

Single phase, half wave, 60Hz, resistive or inductive load.

For capacitive load, derate current by 20%

Parameter	Symbols	GNOAA	GNOBA	GNODA	GNOGA	GNOJA	GNOKA	GNOMA	Units
Maximum repetitive peak reverse voltage	V_{RRM}	50	100	200	400	600	800	1000	Volts
Maximum RMS voltage	V_{RMS}	35	70	140	280	420	560	700	Volts
Maximum DC blocking voltage	V_{DC}	50	100	200	400	600	800	1000	Volts
Maximum average forward rectified current @ $T_i = 100^\circ\text{C}$	$I_{(AV)}$	1.5							Amps
Peak forward surge current 8.3ms single half sine-wave superimposed on rated load (JEDEC Method)	I_{FSM}	50.0							Amps
Maximum forward Voltage at 1.5A DC	V_F	1.15							Volts
Maximum DC reverse current at rated DC blocking voltage @ $T_j = 25^\circ\text{C}$ @ $T_j = 125^\circ\text{C}$	I_R	5.0 125							μA
Typical junction capacitance (Note 1)	C_J	20							pF
Typical thermal resistance (Note 2)	$R_{\theta JL}$	20							$^\circ\text{C/W}$
Operating temperature range	T_J	-55 to +150							$^\circ\text{C}$
Storage temperature range	T_{STG}	-55 to +150							$^\circ\text{C}$

- Notes:**
1. Measured at 1.0MHz and applied reverse voltage of 4.0V D.C.
 2. Thermal Resistance Junction to Lead.

RATINGS AND CHARACTERISTIC CURVES

FIG.1 - FORWARD CURRENT DERATING CURVE

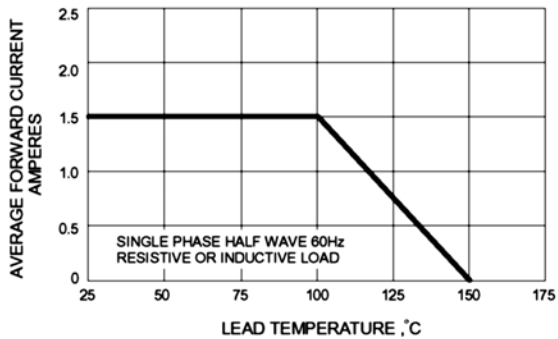


FIG.2 - MAXIMUM NON-REPETITIVE SURGE CURRENT

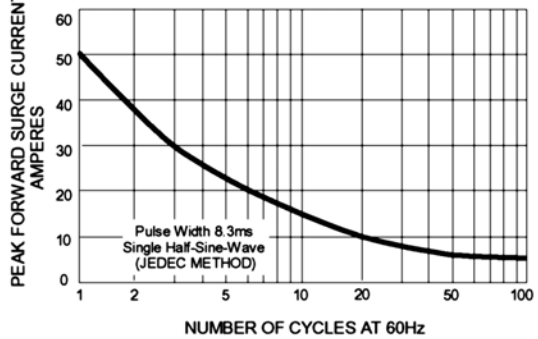


FIG.3 - TYPICAL FORWARD CHARACTERISTICS

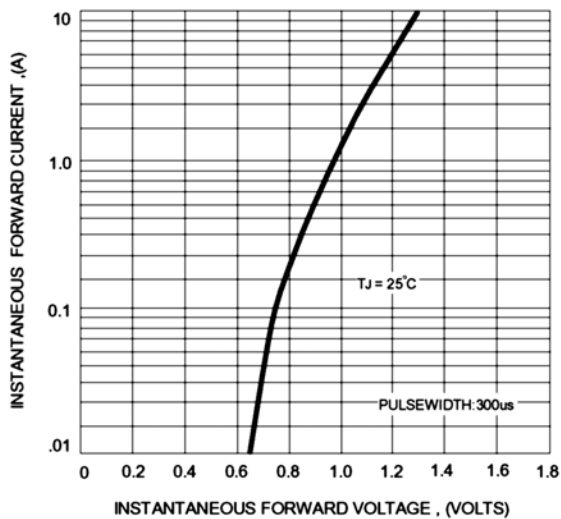


FIG.4 - TYPICAL REVERSE CHARACTERISTICS

