

# EMC Components

Multilayer Ferrite Chip Bead

FCB Series

SMD Type

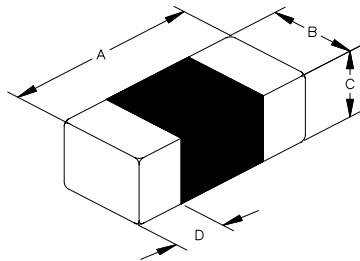
## FEATURES

- Monolithic inorganic material construction
- Closed magnetic circuit avoids crosstalk
- Excellent solderability and heat resistance
- Suitable for flow and reflow soldering

## APPLICATIONS

Noise elimination for I/O lines of notebook PCs, digital TVs and VTRs, Printers, hard disk drives, personal computers and other general consumer and computers products.

## SHAPES AND DIMENSIONS



Shape	EIA Std	A	B	C	D
453215	1812	4.5 ± 0.2	3.2 ± 0.2	1.5 ± 0.2	0.5 ± 0.3
451616	1806	4.5 ± 0.2	1.6 ± 0.2	1.6 ± 0.2	0.5 ± 0.3
322513	1210	3.2 ± 0.2	2.5 ± 0.2	1.3 ± 0.2	0.5 ± 0.3
321611	1206	3.2 ± 0.2	1.6 ± 0.2	1.1 ± 0.2	0.5 ± 0.3
201209	0805	2.0 ± 0.2	1.25 ± 0.2	0.85 ± 0.2	0.5 ± 0.3
160808	0603	1.6 ± 0.15	0.8 ± 0.15	0.8 ± 0.15	0.3 ± 0.2

Dimension in mm

## PART NUMBER IDENTIFICATION

FCB 4532 K - 151 I 05

(1) (2) (3) (4) (5) (6)

- (15) Series name
- (16) Dimensions L x W
- (17) Material Code
- (18) Impedance Code
- (19) Packaging style  
T – Taping (reel) B – Bulk (loose)
- (20) Allowable DC Current

## SPECIFICATIONS

- Operating temperature range -55°C ~ +125°C
- Storage condition -40°C (max), 70% RH

## Precautions

- After mounting components onto printed circuit board, do not apply stress through board bending or mishandling
- When hand soldering, apply solder iron to the printed circuit board only. Temperature of the iron tip should not exceed 260°C with soldering time < 3 seconds.
- Reflow soldering condition:  
- 230 °C+/- 5°C (260 °C+/- 5°C for Pb free)

## EMC Components

Multilayer Ferrite Bead  
SMD Type

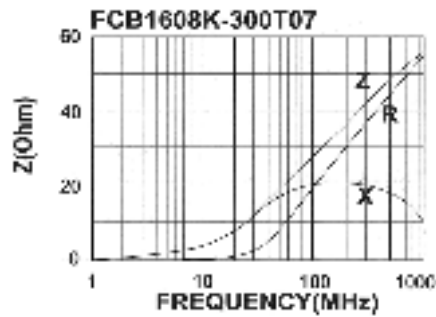
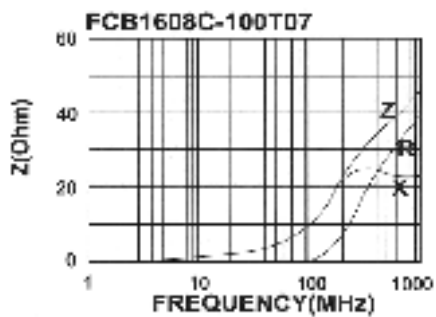
FCB Series

### ELECTRICAL CHARACTERISTICS

Part Number	EIA Size	Impedance Z (Ω)	Test Freq. (MHz)	Rated Current (mA) Max	DC Resistance (Ω) Max
FCB1608C-100T07	0603	10 ± 25%	100	700	0.20
FCB1608K-300T07	0603	30 ± 25%	100	700	0.20
FCB2012N-070T06	0805	07 ± 25%	100	600	0.10
FCB2012K-170T06	0805	17 ± 25%	100	600	0.10
FCB2012K-260T06	0805	26 ± 25%	100	600	0.10
FCB2012K-300T06	0805	30 ± 25%	100	600	0.10
FCB2012K-400T06	0805	40 ± 25%	100	600	0.10
FCB3216N-190T05	1206	19 ± 25%	100	500	0.20
FCB3216K-260T05	1206	26 ± 25%	100	500	0.20
FCB3216K-310T05	1206	31 ± 25%	100	500	0.20
FCB3216K-420T05	1206	42 ± 25%	100	500	0.20
FCB3216K-500T05	1206	50 ± 25%	100	500	0.20
FCB3216K-700T05	1206	70 ± 25%	100	500	0.20
FCB3216K-900T05	1206	90 ± 25%	100	500	0.20
FCB3225N-310T04	1206	31 ± 25%	100	400	0.30
FCB3225K-600T04	1206	60 ± 25%	100	400	0.30
FCB4516K-101T05	1806	100 ± 25%	100	500	0.10
FCB4516K-151T02	1806	150 ± 25%	100	200	0.50
FCB4532B-250T03	1812	25 ± 25%	100	300	0.40
FCB4532N-700T03	1812	70 ± 25%	100	300	0.40
FCB4532K-131T03	1812	130 ± 25%	100	300	0.40

Test Equipment: RF Impedance Analyzer HP-4291A + HP4195A

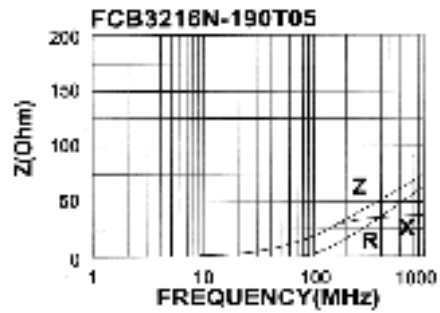
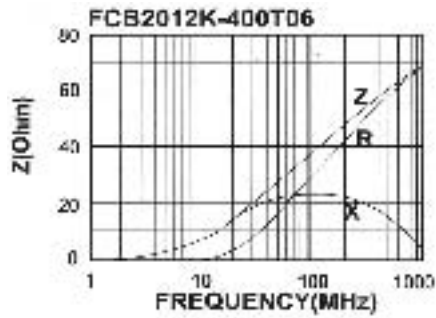
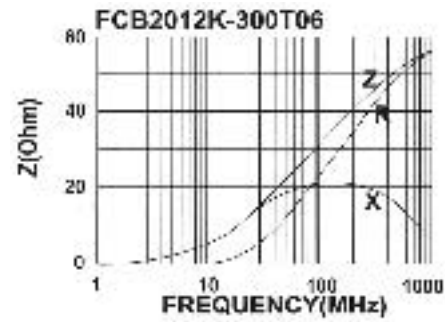
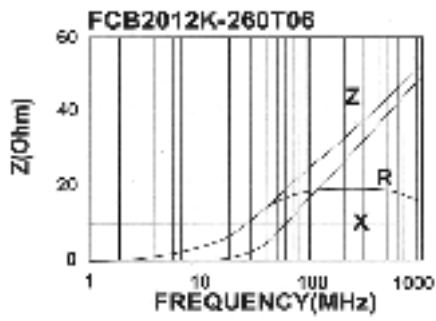
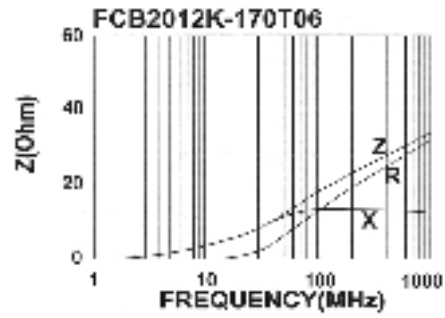
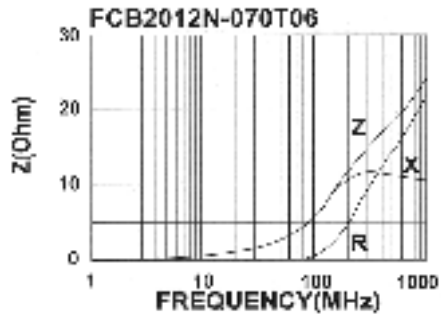
### Z, X, R vs FREQUENCY CHARACTERISTICS



# EMC Components

Multilayer Ferrite Chip Bead  
SMD Type

FCB Series

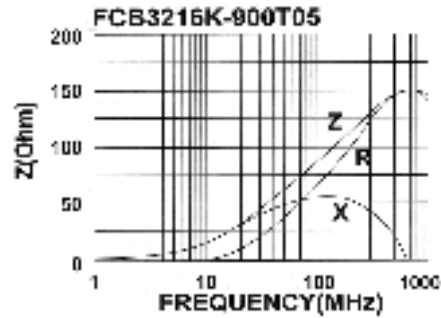
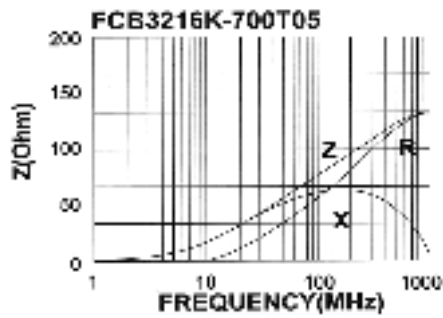
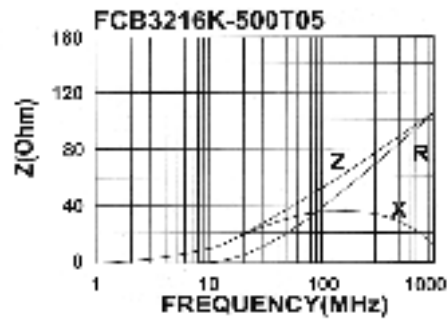
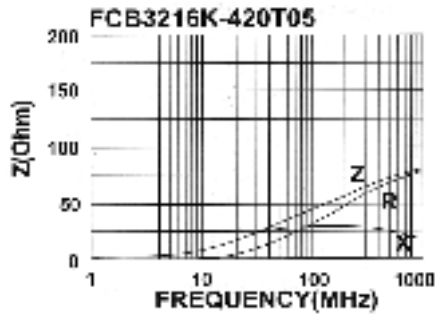
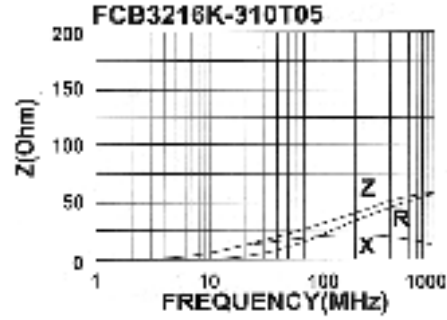
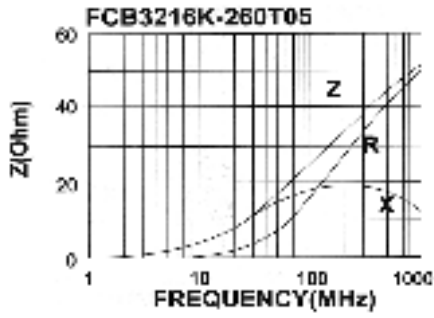


# EMC Components

Multilayer Ferrite Chip Bead  
SMD Type

FCB Series

FCB Series

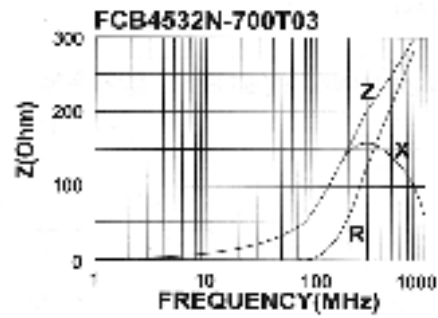
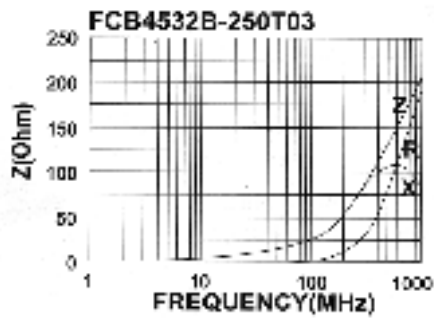
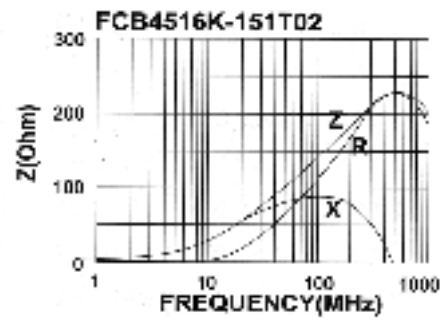
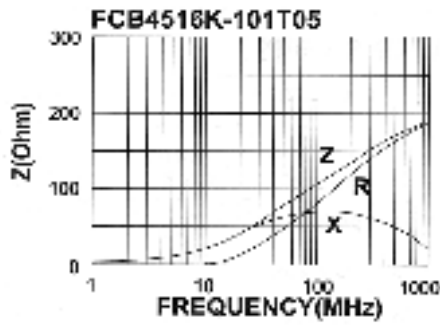
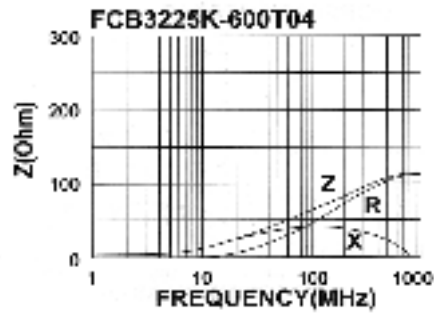
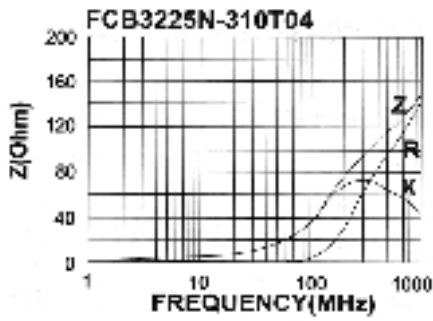


# EMC Components

Multilayer Ferrite Chip Bead  
SMD Type

FCB Series

S



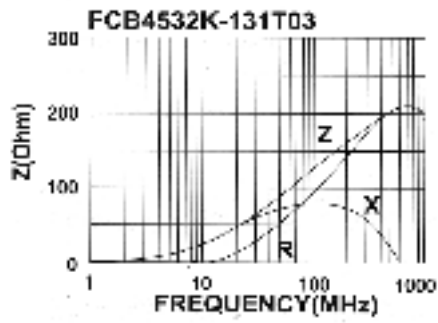
---

## EMC Components

Multilayer Ferrite Chip Bead  
SMD Type

---

FCB Series



FCB Series