

MMSD914

General Description:

The high breakdown voltage, fast switching speed and high forward conductance of this diode packaged in a SOD-123 Surface Mount package makes it desirable also as a general purpose diode.

Features:

- Compact surface mount with same footprint as mini-melf.
- 400 milliwatt Power Dissipation package.
- High Breakdown Voltage, Fast Switching Speed.
- Typical capacitance less than 1.5 picofarad.

Ordering:

- 7 inch reel (178 mm); 8 mm Tape; 3,000 units per reel.

High Conductance Fast Diode

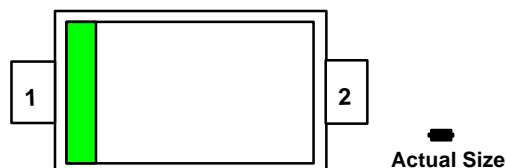
Absolute Maximum Ratings* TA = 25°C unless otherwise noted

Sym	Parameter	Value	Units
T _{stg}	Storage Temperature	-55 to +150	°C
T _J	Operating Junction Temperature	-55 to +150	°C
P _D	Total Power Dissipation at T _A = 25°C	400	W
	Linear Derating Factor from T _A = 25°C	3.2	mW/°C
R _{OJA}	Thermal Resistance Junction-to-Ambient	312	°C/W
W _{iv}	Working Inverse Voltage	75	V
I _O	Average Rectified Current	200	mA
I _F	DC Forward Current (IF)	600	mA
i _{F(surge)}	Peak Forward Surge Current (IFSM) Pulse Width = 1.0 Second	1.0	Amp
	Pulse Width = 1.0 microsecond	2.0	Amp

*These ratings are limiting values above which the serviceability of any semiconductor device may be impaired

ELECTRICALLY THE SAME AS
THE FDLL914 DEVICE. SOURCED
FROM THE 1P PRODUCT.

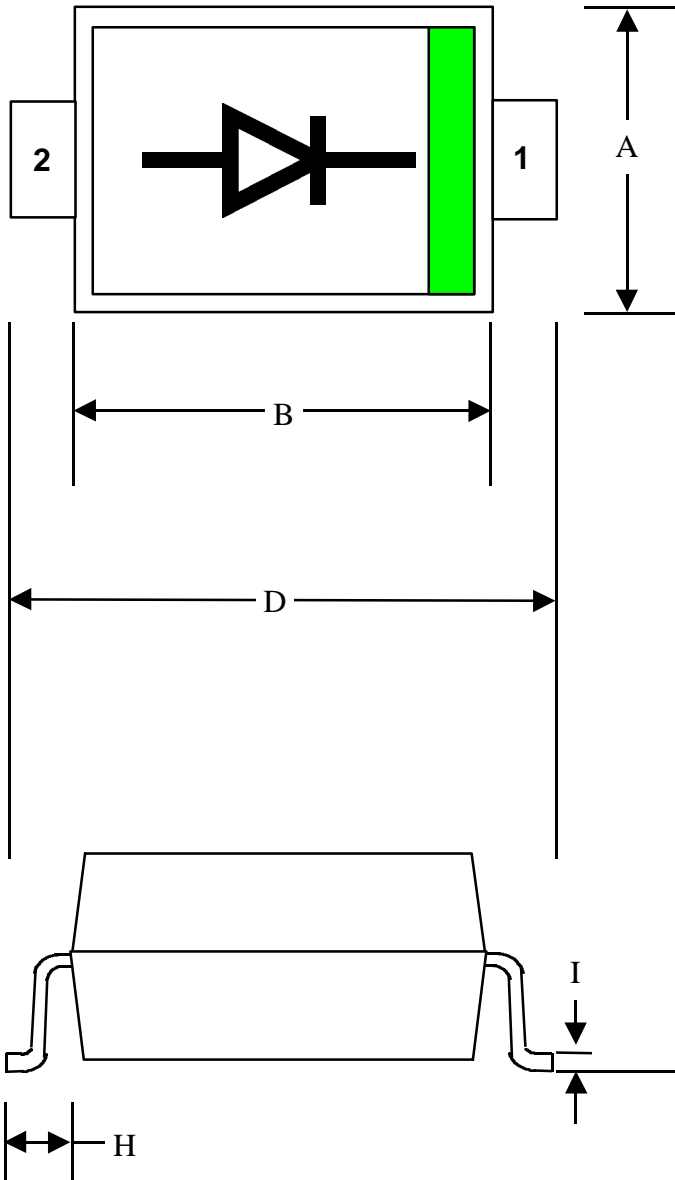
Top Mark: 5D



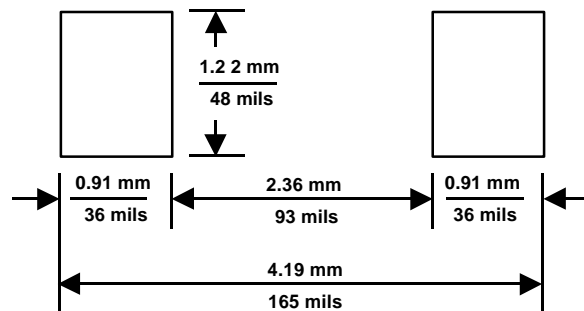
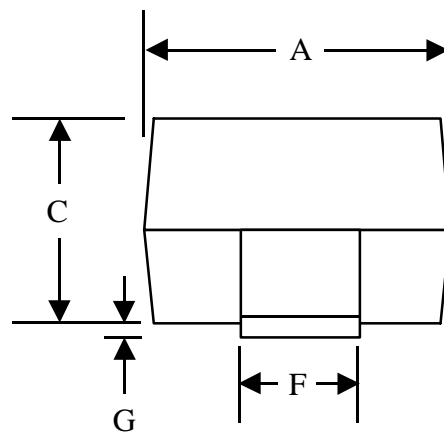
Electrical Characteristics TA = 25°C unless otherwise noted

SYM	CHARACTERISTICS	MIN	MAX	UNITS	TEST CONDITIONS
B _V	Breakdown Voltage	100		V	I _R = 100 uA
		75		V	I _R = 5.0 uA
I _R	Reverse Leakage		25	nA	V _R = 20 V
			50	uA	V _R = 20 V T _A = 150°C
			5.0	uA	V _R = 75 V
V _F	Forward Voltage		1.0	V	I _F = 10 mA
C _T	Capacitance		4.0	pF	V _R = 0.0 V, f = 1.0 MHz
T _{RR}	Reverse Recovery Time		4.0	ns	I _F = 10 mA V _R = 6.0 V I _{RR} = 1.0 mA R _L = 100 Ohms

SOD-123 PACKAGE
PACKAGE CODE = (D6)
Fairchild Semiconductor's Criteria



Actual Size DIM	MIN (mils)	MAX (mils)	MIN (mm)	MAX (mm)
A	55	71	1.400	1.800
B	100	112	2.550	2.850
C	35	46	0.880	1.180
D	142	154	3.600	3.900
E	----	----	-----	-----
F	21	28	0.546	0.70
G	0.5	4	0.0135	0.1015
H	13	----	0.322	-----
I	4	8	0.095	0.195



SOD-123 LAND PADS

TRADEMARKS

The following are registered and unregistered trademarks Fairchild Semiconductor owns or is authorized to use and is not intended to be an exhaustive list of all such trademarks.

ACEx™	ISOPLANAR™	UHC™
CoolFET™	MICROWIRE™	VCX™
CROSSVOLT™	POP™	
E ² CMOS™	PowerTrench™	
FACT™	QST™	
FACT Quiet Series™	Quiet Series™	
FAST®	SuperSOT™-3	
FASTr™	SuperSOT™-6	
GTO™	SuperSOT™-8	
HiSeC™	TinyLogic™	

DISCLAIMER

FAIRCHILD SEMICONDUCTOR RESERVES THE RIGHT TO MAKE CHANGES WITHOUT FURTHER NOTICE TO ANY PRODUCTS HEREIN TO IMPROVE RELIABILITY, FUNCTION OR DESIGN. FAIRCHILD DOES NOT ASSUME ANY LIABILITY ARISING OUT OF THE APPLICATION OR USE OF ANY PRODUCT OR CIRCUIT DESCRIBED HEREIN; NEITHER DOES IT CONVEY ANY LICENSE UNDER ITS PATENT RIGHTS, NOR THE RIGHTS OF OTHERS.

LIFE SUPPORT POLICY

FAIRCHILD'S PRODUCTS ARE NOT AUTHORIZED FOR USE AS CRITICAL COMPONENTS IN LIFE SUPPORT DEVICES OR SYSTEMS WITHOUT THE EXPRESS WRITTEN APPROVAL OF FAIRCHILD SEMICONDUCTOR CORPORATION. As used herein:

1. Life support devices or systems are devices or systems which, (a) are intended for surgical implant into the body, or (b) support or sustain life, or (c) whose failure to perform when properly used in accordance with instructions for use provided in the labeling, can be reasonably expected to result in significant injury to the user.
2. A critical component is any component of a life support device or system whose failure to perform can be reasonably expected to cause the failure of the life support device or system, or to affect its safety or effectiveness.

PRODUCT STATUS DEFINITIONS

Definition of Terms

Datasheet Identification	Product Status	Definition
Advance Information	Formative or In Design	This datasheet contains the design specifications for product development. Specifications may change in any manner without notice.
Preliminary	First Production	This datasheet contains preliminary data, and supplementary data will be published at a later date. Fairchild Semiconductor reserves the right to make changes at any time without notice in order to improve design.
No Identification Needed	Full Production	This datasheet contains final specifications. Fairchild Semiconductor reserves the right to make changes at any time without notice in order to improve design.
Obsolete	Not In Production	This datasheet contains specifications on a product that has been discontinued by Fairchild semiconductor. The datasheet is printed for reference information only.