




Mini Spring™ Air Core Inductors



- Small air core inductors feature high Q and tight tolerances
- Acrylic jacket provides a flat top for pick and place
- Solder coated leads ensure reliable soldering

Designer's Kit C302 contains 12 each of all 5% values.
Kit C302-2 contains 12 each of all 2% values.

Terminations RoHS compliant tin-silver over copper. Other terminations available at additional cost.

Ambient temperature -40°C to +125°C with Irms current, +125°C to +140°C with derated current

Storage temperature Component: -40°C to +140°C.
 Packaging: -40°C to +80°C

Resistance to soldering heat Max three 40 second reflows at +260°C, parts cooled to room temperature between cycles

Temperature Coefficient of Inductance (TCL) +5 to +70 ppm/°C

Moisture Sensitivity Level (MSL) 1 (unlimited floor life at <30°C / 85% relative humidity)

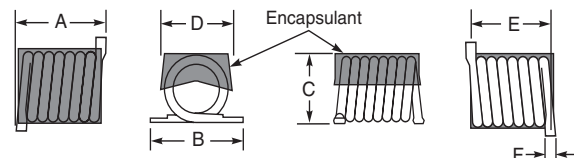
Failures in Time (FIT) / Mean Time Between Failures (MTBF)
 One per billion hours / one billion hours, calculated per Telcordia SR-332

Packaging A0xT: 700/7" reel; 2500/13" reel Plastic tape: 12 mm wide, 0.32 mm thick, 8 mm pocket spacing, 3.3 mm pocket depth

BxxT: 500/7" reel; 2200/13" reel Plastic tape: 16 mm wide, 0.28 mm thick, 8 mm pocket spacing, 3.4 mm pocket depth

PCB washing Only pure water or alcohol recommended

Part number ¹	Turns	L ² (nH)	Percent tol ³	Q ⁴ min	SRF min ⁵ (GHz)	DCR max ⁶ (mOhm)	Irms ⁷ (A)	Weight (mg)
A01TKL_	1	2.5	10	145	12.5	1.1	4	31
A02T_L_	2	5.0	5,2	140	6.5	1.8	4	42
A03T_L_	3	8.0	5,2	140	5.0	2.6	4	52
A04T_L_	4	12.5	5,2	137	3.3	3.4	4	65
A05T_L_	5	18.5	5,2	132	2.5	3.9	4	78
B06T_L_	6	17.5	5,2	100	2.2	4.5	4	100
B07T_L_	7	22.0	5,2	102	2.1	5.2	4	110
B08T_L_	8	28.0	5,2	105	1.8	6.0	4	118
B09T_L_	9	35.5	5,2	112	1.5	6.8	4	133
B10T_L_	10	43.0	5,2	106	1.2	7.9	4	147



Size	A max	B max	C max	D	E	F max
A	0.155 3,94	0.175 4,45	0.124 3,15	0.125 ±0.010 3,18 ±0,25	0.115 ±0.010 2,92 ±0,25	0.029 0,74
B	0.270 6,86	0.175 4,45	0.124 3,15	0.125 ±0.010 3,18 ±0,25	0.230 ±0.015 5,84 ±0,38	0.029 0,74

1. When ordering, please specify **tolerance, termination and packaging** codes:

A02T G L C

Tolerance: G = 2% J = 5% K = 10% (Table shows stock tolerances in bold.)

Termination: L = RoHS compliant tin-silver (96.5/3.5) over copper.

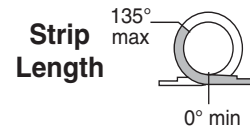
Special order: T = RoHS tin-silver-copper (95.5/4/0.5) or S = non-RoHS tin-lead (63/37).

Packaging: C = 7" machine-ready reel. EIA-481 embossed plastic tape, 700 (AxxT) or 500 (BxxT) parts per full reel.

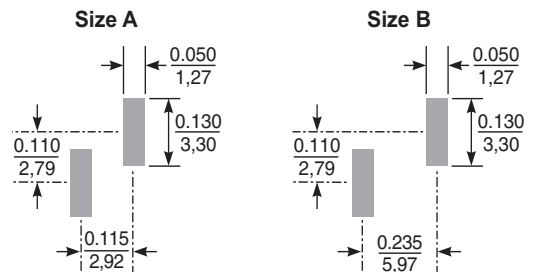
B = Less than full reel. In tape, but not machine-ready. To have a leader and trailer added (\$25 charge), use code letter C instead.

D = 13" machine-ready reel. EIA-481 embossed plastic tape. Factory order only, not stocked, 2500 (AxxT) or 2200 (BxxT) parts per full reel.

- Inductance measured with an Agilent/HP 4286, a Coilcraft SMD-A and correlation.
 - Tolerances in bold are stocked for immediate shipment.
 - Q measured at 150 MHz using an Agilent/HP 4291A with an Agilent/HP 16193A test fixture.
 - SRF tested on an Agilent/HP 8720D and a Coilcraft SMD-D test fixture.
 - DCR tested on the Cambridge Technology Model 510 Micro-ohmmeter.
 - Current that causes a 15°C temperature rise from 25°C ambient.
 - Electrical specifications at 25°C.
- Refer to Doc 362 "Soldering Surface Mount Components" before soldering.



Recommended Land Patterns



Dimensions are in inches/mm



Specifications subject to change without notice.
 Please check our website for latest information.

Document 107-1 Revised 10/29/08

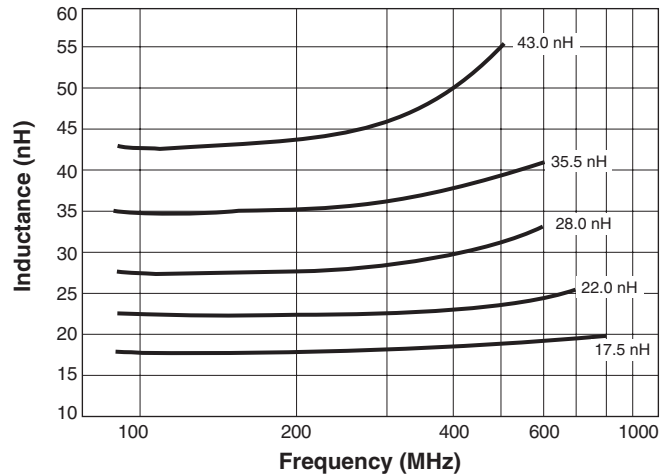
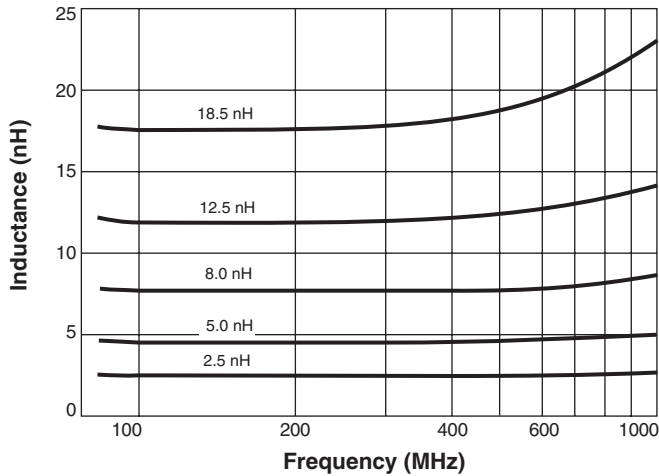
1102 Silver Lake Road Cary, Illinois 60013 Phone 847/639-6400 Fax 847/639-1469

E-mail info@coilcraft.com Web http://www.coilcraft.com

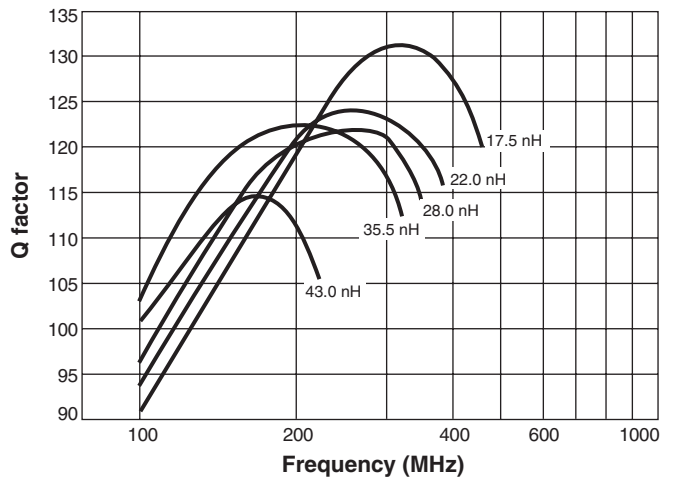
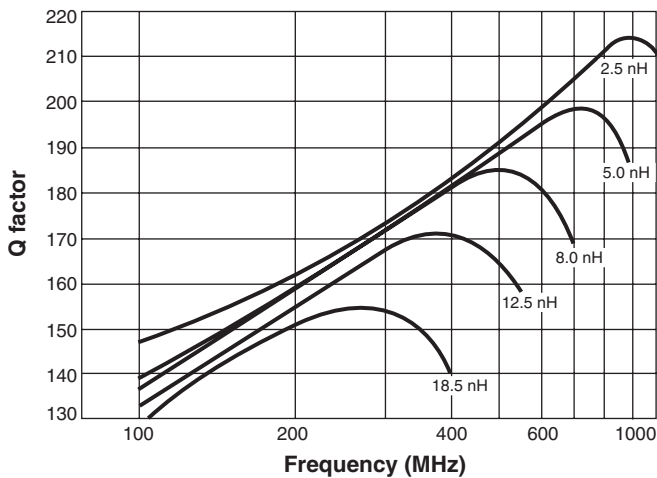


Mini Spring™ Air Core Inductors

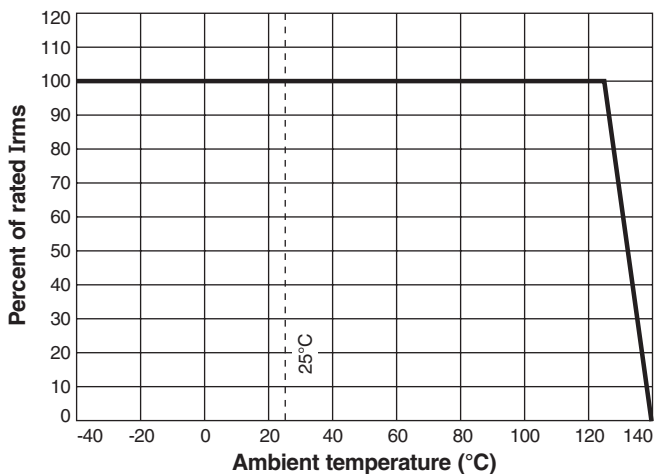
Typical L vs Frequency



Typical Q vs Frequency



Typical Irms Derating



S-Parameter files
ON OUR WEB SITE OR CD
SPICE models
ON OUR WEB SITE OR CD



Specifications subject to change without notice.
Please check our website for latest information.

Document 107-2 Revised 10/29/08

1102 Silver Lake Road Cary, Illinois 60013 Phone 847/639-6400 Fax 847/639-1469

E-mail info@coilcraft.com Web <http://www.coilcraft.com>