

**Features**

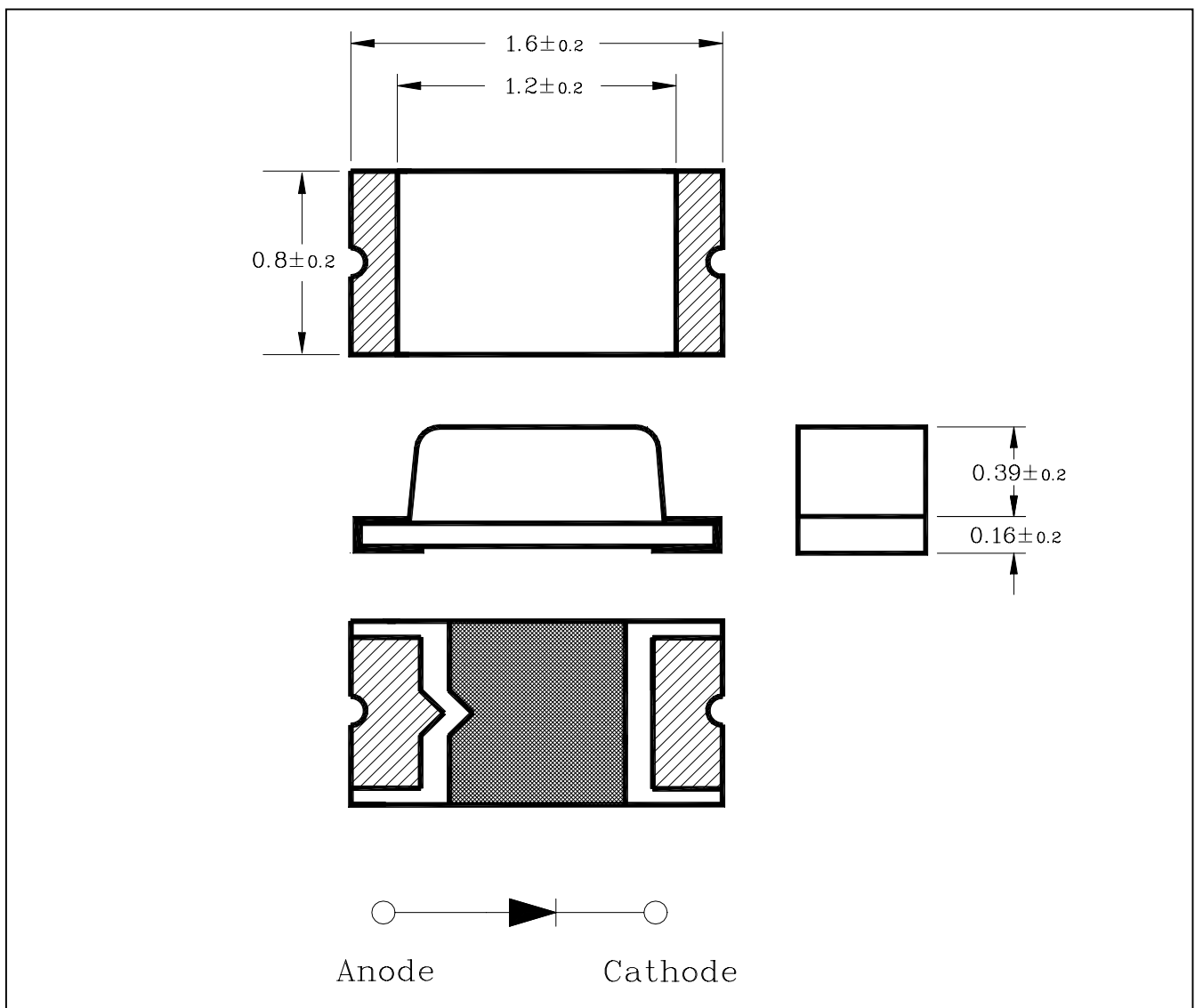
- 1.6mm(L)×0.8mm small size surface mount type
- Thin package of 0.55mm(H) thickness
- Transparent clear lens optic
- Low power consumption type chip LED

**Applications**

- LCD backlighting
- Keypad backlighting
- Symbol backlighting
- Front panel indicator lamp

**Outline Dimensions**

unit : mm

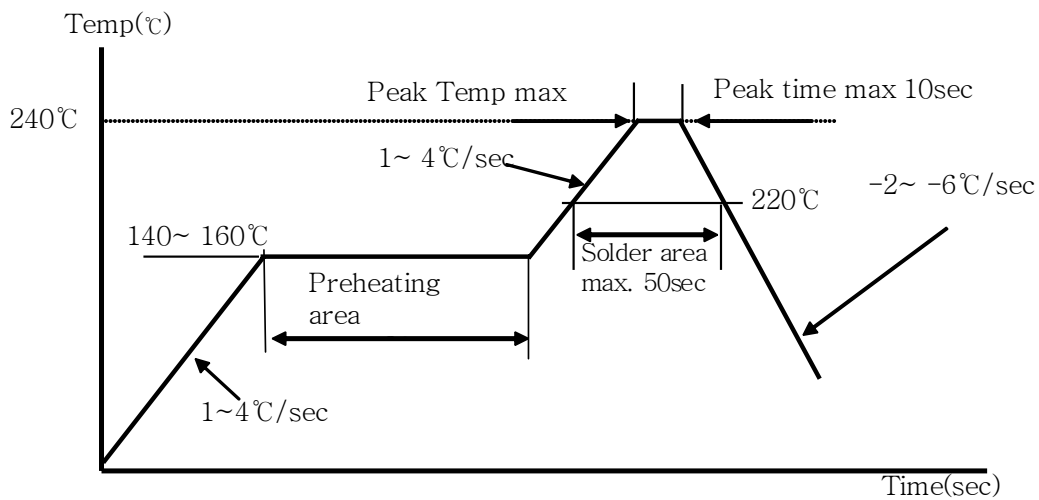


**Absolute maximum ratings**

Characteristic	Symbol	Ratings	Unit
Power Dissipation	$P_D$	70	mW
Forward Current	$I_F$	25	mA
*1Peak Forward Current	$I_{FP}$	50	mA
Reverse Voltage	$V_R$	4	V
Operating Temperature	$T_{opr}$	-25 ~ 80	°C
Storage Temperature	$T_{stg}$	-30 ~ 100	°C
*2Soldering Temperature	$T_{sol}$	240°C for 5 seconds	

\*1.Duty ratio = 1/16, Pulse width = 0.1ms

\*2.Recommended soldering Temperature Profile



**Electrical Characteristics**

Characteristic	Symbol	Test Condition	Min.	Typ.	Max.	Unit
Forward Voltage	$V_F$	$I_F= 20mA$	-	2.0	2.8	V
*4Luminous Intensity	$I_V$	$I_F= 20mA$	-	4	-	mcd
Peak Wavelength	$\lambda_p$	$I_F= 20mA$	-	615	-	nm
Spectrum Bandwidth	$\Delta \lambda$	$I_F= 20mA$	-	35	-	nm
Reverse Current	$I_R$	$V_R=4V$	-	-	10	uA
*3Half Angle	$\theta_{1/2}$	$I_F= 20mA$	-	±65	-	deg
			-	±70	-	

\*3.  $\theta_{1/2}$  is the off-axis angle where the luminous intensity is 1/2 the peak intensity

\*4. Luminous Intensity Maximum tolerance for each Grade Classification limit is ±18%

\*4. Luminous Intensity classification

D	E	F
2.6~4.1	4.1~6.6	6.6~10

Characteristic Diagrams

Fig. 1  $I_F - V_F$

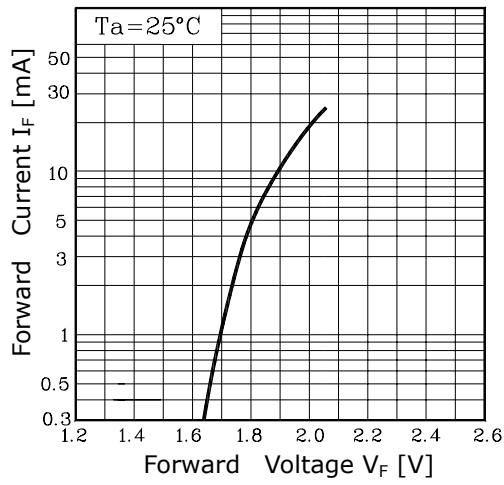


Fig. 2  $I_V - I_F$

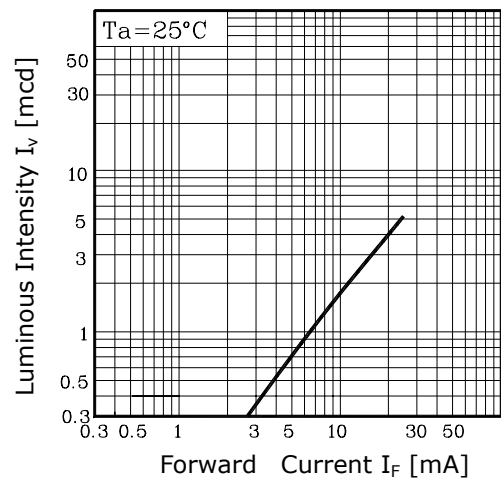


Fig. 3  $I_F - T_a$

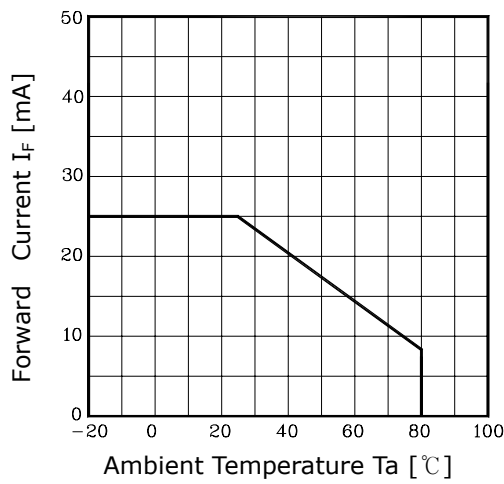


Fig.4 Spectrum Distribution

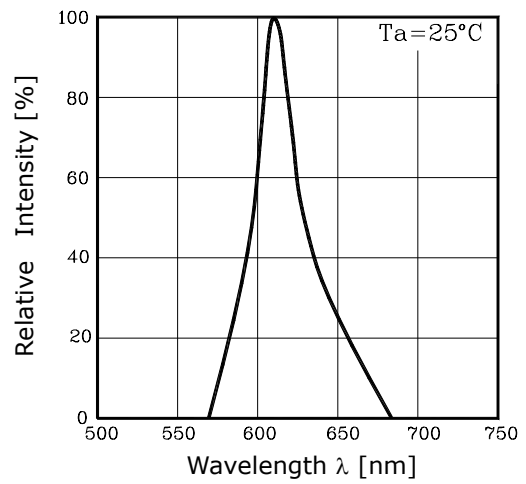


Fig. 5-1 Radiation Diagram(X)

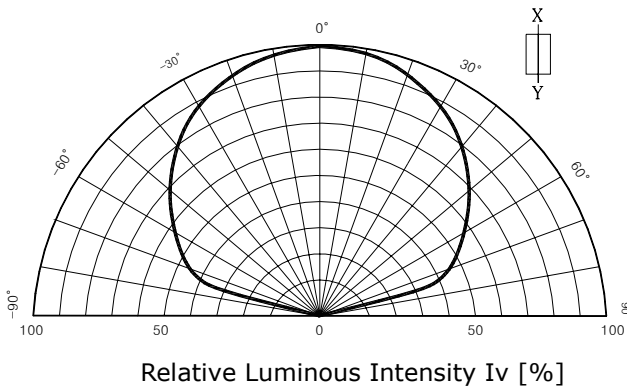
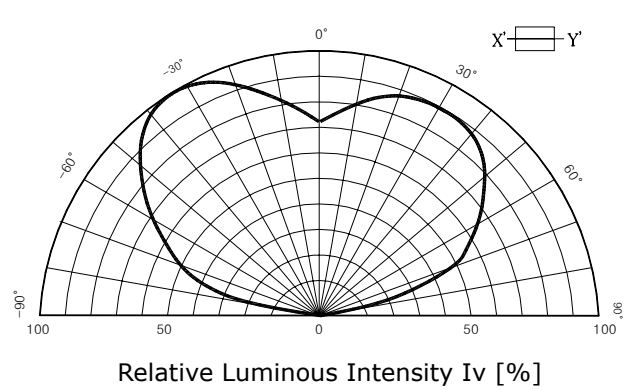


Fig. 5-2 Radiation Diagram(Y)



**These AUK products are intended for usage in general electronic equipments(Office and communication equipment, measuring equipment, domestic electrification, etc.).**

**Please make sure that you consult with us before you use these AUK products in equipments which require high quality and/or reliability, and in equipments which could have major impact to the welfare of human life(atomic energy control, airplane, spaceship, traffic signal, combustion central, all types of safety device, etc.).**

**AUK cannot accept liability to any damage which may occur in case these AUK products were used in the mentioned equipments without prior consultation with AUK.**