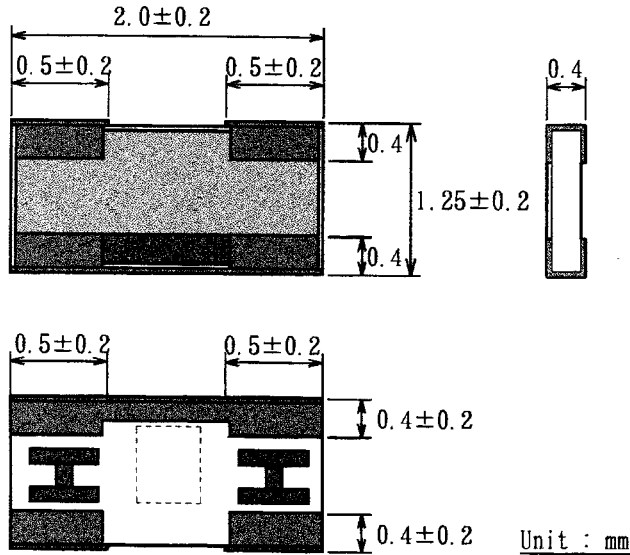
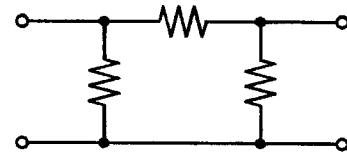


This 1220(0805) size chip attenuator exhibit excellent high frequency characteristic. The surface mount package is ideal for low noise and parasitic capacitance applications. The thin metallization also offer very stable charactersitics over temperature and time.

◆ Mechanical



◆ Schematic Diagram



◆ Electrical

Attenuation (dB)	0, 1, 2, 3, 4, 5, 6, 7, 8, 9, 10
Att. Tolerance	0 dB ~ 10 dB : ± 0.3 dB
Impedance	50Ω (C)
VSWR	1.3
Frequency Range	DC ~ 10 GHz
Power Rating	100 mW
Rated Operating. Temp.	70°C
Op. Temp. Range	-55°C ~ +125°C

◆ Part Number

PAT	1220	C	3 dB	T	T : Taping
Product Code	Package Size	Impedance	Attenuation	Package	B : Bulk

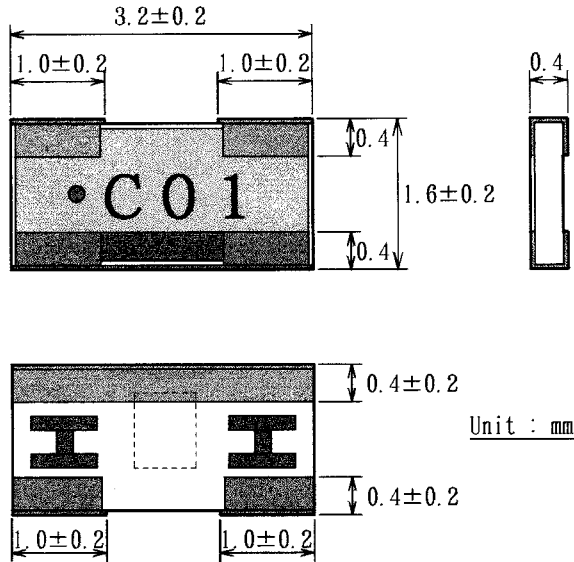
RHOPOINT COMPONENTS LTD

Holland Road, Hurst Green, Oxted,
Surrey, RH8 9AX, UK

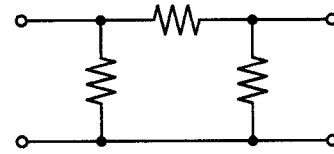
Tel: 01883 717988 (Outside UK Tel: 44 1883 717 988)
Fax: 01883 712938 (Outside UK Fax: 44 1883 712 938)
Email: components@rhopoint.co.uk
Web site: www.rhopoint.co.uk

This 1632(1206) size chip attenuator exhibit excellent high frequency characteristic. The surface mount package is ideal for low noise and parasitic capacitance applications. The thin metallization also offer very stable charactersitics over temperature and time.

◆ Mechanical



◆ Schematic Diagram



◆ Electrical

Attenuation (dB)	0, 1, 2, 3, 4, 5, 6, 7, 8, 9, 10, 16,
Att. Tolerance	0 dB ~ 10 dB : ± 0.3 dB, 16 dB ~ 20 dB : ± 0.5 dB
Impedance	50Ω (C)
VSWR	1.3
Frequency Range	DC ~ 10 GHz
Power Rating	125 mW
Rated Operating. Temp.	70°C
Op. Temp. Range	-55°C ~ +125°C

◆ Part Number

PAT	1632	C	3 dB	T	T : Taping
Product Code	Package Size	Impedance	Attenuation	Package	B : Bulk

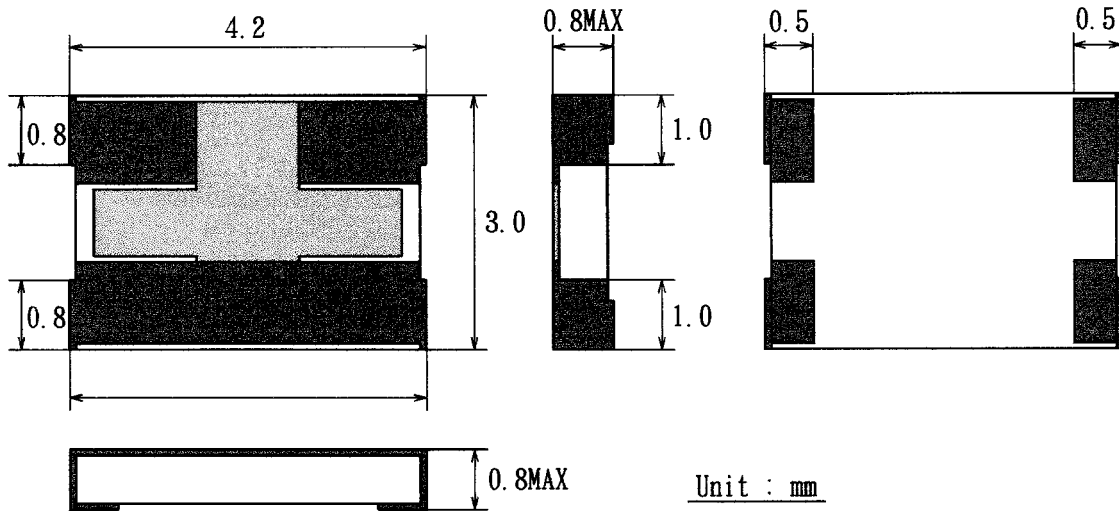
RHOPOINT COMPONENTS LTD

Holland Road, Hurst Green, Oxted,
Surrey, RH8 9AX, UK

Tel: 01883 717988 (Outside UK Tel: 44 1883 717 988)
 Fax: 01883 712938 (Outside UK Fax: 44 1883 712 938)
 Email: components@rhpoint.co.uk
 Web site: www.rhpoint.co.uk

This 3042S(1612) size chip attenuator exhibit excellent high frequency characteristic. The surface mount package is ideal for low noise and parasitic capacitance applications. The thin metallization also offer very stable charactersitics over temperature and time.

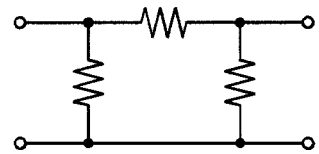
◆ Mechanical



◆ Electrical

Attenuation (dB)	0, 1, 2, 3, 4, 5, 6, 7, 8, 9, 10, 16, 20	
Att. Tolerance	0 dB ~ 10 dB : ± 0.3 dB 16 dB ~ 20 dB : ± 0.5 dB	
Impedance	50Ω (C)	75Ω (D)
VSWR	1.2	1.3
Frequency Range	DC ~ 3 GHz	DC ~ 2 GHz
Power Rating	250 mW	
Rated Operating. Temp.	70°C	
Op. Temp. Range	-55°C ~ +125°C	

◆ Schematic Diagram



◆ Part Number

<u>PAT</u>	<u>3042S</u>	<u>C</u>	<u>3 dB</u>	<u>T</u>	T : Taping
Product Code	Package Size	Impedance	Attenuation	Package	B : Bulk

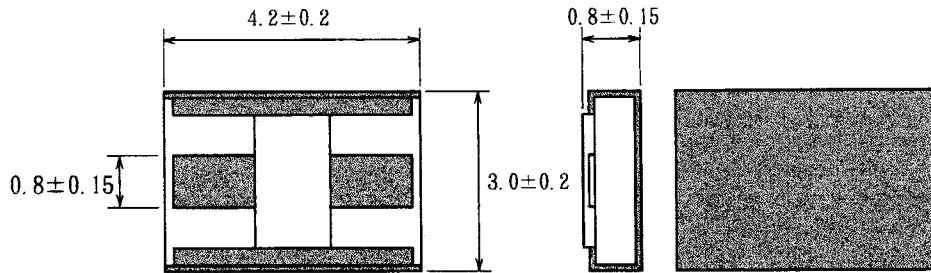
RHOPOINT COMPONENTS LTD

Holland Road, Hurst Green, Oxted,
Surrey, RH8 9AX, UK

Tel: 01883 717988 (Outside UK Tel: 44 1883 717 988)
 Fax: 01883 712938 (Outside UK Fax: 44 1883 712 938)
 Email: components@rhopoint.co.uk
 Web site: www.rhopoint.co.uk

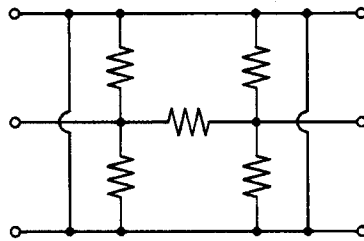
High performance thin film attenuators in a surface mount chip package. These devices offer 0 to 16dB attenuation, are suited for high density circuit population, and have excellent characteristics for high frequency up to 10 GHz.

◆ Mechanical



Unit : mm

◆ Schematic Diagram



◆ Electrical

Attenuation (dB)	0, 1, 2, 3, 4, 5, 6, 7, 8, 9, 10, 16, 20
Impedance	50Ω
VSWR	1.1 (DC~2GHz) 1.2 (2~5GHz) 1.3 (5~10GHz)
Frequency Range	DC ~ 10 GHz
Power Rating	250 mW
Rated Op. Temp.	70°C
Op. Temp. Range	-55°C ~ +125°C

Rank	Attenuation Tolerance		
	DC~2GHz	2~5GHz	5~10GHz
0~10 dB			
Rank A	±0.1dB	±0.2dB	±0.4dB
Rank B	±0.2dB	±0.3dB	±0.5dB
16, 20 dB			
Rank B	±0.2dB	±0.3dB	±0.5dB

◆ Part Number

PAT	3042	C	3 dB	A	B
Product Code	Package Size	Impedance	Attenuation	Rank	Package

 B : Bulk

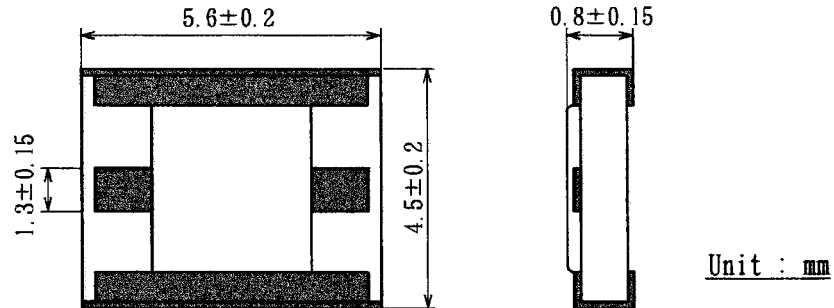
RHOPOINT COMPONENTS LTD

Holland Road, Hurst Green, Oxted,
Surrey, RH8 9AX, UK

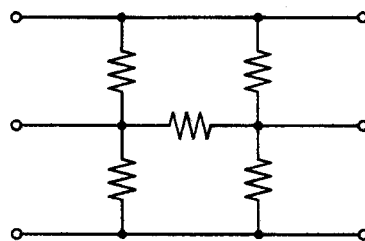
Tel: 01883 717988 (Outside UK Tel: 44 1883 717 988)
 Fax: 01883 712938 (Outside UK Fax: 44 1883 712 938)
 Email: components@rhopoint.co.uk
 Web site: www.rhopoint.co.uk

High performance thin film attenuators in a surface mount chip package. These devices offer 0 to 16dB attenuation, are suited for high density circuit population, and have excellent characteristics for high frequency up to 10 GHz.

◆ Mechanical



◆ Schematic Diagram



◆ Electrical

Attenuation (dB)	0, 1, 2, 3, 4, 5, 6, 7, 8, 9, 10, 16, 20
Impedance	50Ω
VSWR	1.1 (DC~2GHz) 1.2 (2~5GHz) 1.3 (5~10GHz)
Frequency Range	DC ~ 10 GHz
Power Rating	500 mW
Rated Op. Temp.	70°C
Op. Temp. Range	-55°C ~ +125°C

Rank	Attenuation Tolerance		
	DC~2GHz	2~5GHz	5~10GHz
0~10 dB			
Rank A	±0.1dB	±0.2dB	±0.4dB
Rank B	±0.2dB	±0.3dB	±0.5dB
16, 20 dB			
Rank B	±0.2dB	±0.3dB	±0.5dB

◆ Part Number

PAT	4556	C	3 dB	A	B	
Product Code	Package Size	Impedance	Attenuation	Rank	Package	B : Bulk