



CHENMKO ENTERPRISE CO.,LTD

SURFACE MOUNT

SCHOTTKY BARRIER RECTIFIER

VOLTAGE RANGE 20 - 40 Volts CURRENT 350 mAmperes

CH035H-20PT

THRU

CH035H-40PT

Lead free devices

APPLICATION

- * Ultra high speed switching

FEATURE

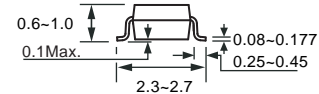
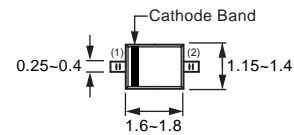
- * Small surface mounting type. (SC-76/SOD-323)
- * High speed. (T_{RR}=10nSec Typ.)
- * Maximum total power dissipation is 200mW.

CONSTRUCTION

- * Silicon epitaxial planar



SC-76/SOD-323



Dimensions in millimeters

SC-76/SOD-323

CIRCUIT



MAXIMUM RATINGS (At T_A = 25°C unless otherwise noted)

RATINGS	SYMBOL	CH035H-20PT	CH035H-30PT	CH035H-40PT	UNITS
Maximum Recurrent Peak Reverse Voltage	V _{RRM}	20	30	40	Volts
Maximum RMS Voltage	V _{RMS}	14	21	28	Volts
Maximum DC Blocking Voltage	V _{DC}	20	30	40	Volts
Forward Continuous Current	I _{FM}	350			mAmps
Peak Forward Surge Current 1.0 S single half sine-wave superimposed on rated load (JEDEC method)	I _{FSM}	1.5			Amps
Typical Thermal Resistance (Note 1)	R _{θJA}	625			°C / W
Total Capacitance (Note 2)	C _T	28			pF
Reverse Recovery Time at I _F =I _R =200mA , I _{rr} =20mA	T _{rr}	10			nS
Operating Temperature Range	T _J	-55 to +125			°C
Storage Temperature Range	T _{STG}	-55 to +125			°C

ELECTRICAL CHARACTERISTICS (At T_A = 25°C unless otherwise noted)

CHARACTERISTICS	SYMBOL	CH035H-20PT	CH035H-30PT	CH035H-40PT	UNITS
Maximum Instantaneous Forward Voltage	@ I _F = 20mA	370			mVolts
	@ I _F = 200mA	600			mVolts
Maximum Average Reverse Current at Rated DC Blocking Voltage	I _R	5.0			uAmps

NOTES : 1. Thermal Resistance (Junction to Lead) : PC Board Mounted on 0.2 X 0.2" (5 X 5mm) copper pad area.
2. Measured at 1.0 MHz and applied reverse voltage of 0 volts.

2004-06

RATING CHARACTERISTIC CURVES (CH035H-20PT THRU CH035H-40PT)

FIG. 1 - TYPICAL POWER DERATING CURVE

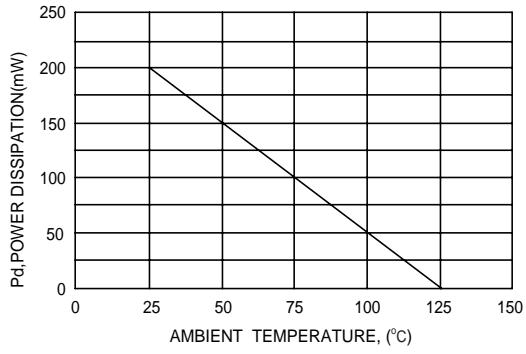


FIG. 2 - FORWARD CHARACTERISTICS

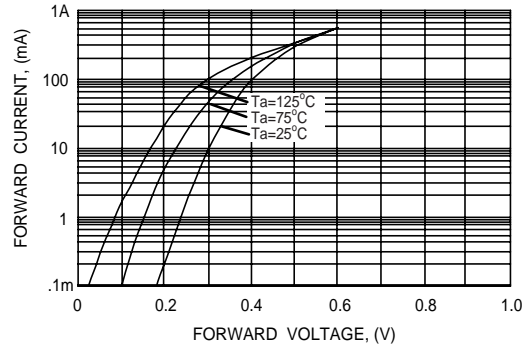


FIG. 3 - REVERSE CHARACTERISTICS

