

2SD1280

Silicon NPN epitaxial planer type

For low-voltage type medium output power amplification

■ Features

- Low collector to emitter saturation voltage $V_{CE(sat)}$.
- Satisfactory operation performances at high efficiency with the low-voltage power supply.
- Mini Power type package, allowing downsizing of the equipment and automatic insertion through the tape packing and the magazine packing.

■ Absolute Maximum Ratings (Ta=25°C)

Parameter	Symbol	Ratings	Unit
Collector to base voltage	V_{CBO}	20	V
Collector to emitter voltage	V_{CEO}	20	V
Emitter to base voltage	V_{EBO}	5	V
Peak collector current	I_{CP}	2	A
Collector current	I_C	1	A
Collector power dissipation	P_C^*	1	W
Junction temperature	T_j	150	°C
Storage temperature	T_{stg}	-55 ~ +150	°C

* Printed circuit board: Copper foil area of 1cm² or more, and the board thickness of 1.7mm for the collector portion

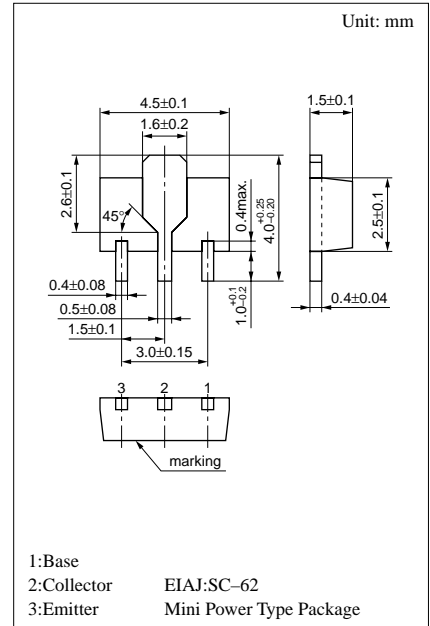
■ Electrical Characteristics (Ta=25°C)

Parameter	Symbol	Conditions	min	typ	max	Unit
Collector cutoff current	I_{CBO}	$V_{CB} = 10V, I_E = 0$			1	μA
Collector to emitter voltage	V_{CEO}	$I_C = 1mA, I_B = 0$	20			V
Emitter to base voltage	V_{EBO}	$I_E = 10\mu A, I_C = 0$	5			V
Forward current transfer ratio	h_{FE1}^{*1}	$V_{CE} = 2V, I_C = 500mA^{*2}$	90	150	360	
	h_{FE2}	$V_{CE} = 2V, I_C = 1.5A^{*2}$	50	100		
Base to emitter saturation voltage	$V_{BE(sat)}$	$I_C = 500mA, I_B = 50mA^{*2}$			1.2	V
Collector to emitter saturation voltage	$V_{CE(sat)}$	$I_C = 1A, I_B = 50mA^{*2}$			0.5	V
Transition frequency	f_T	$V_{CB} = 6V, I_E = -50mA, f = 200MHz$		150		MHz
Collector output capacitance	C_{ob}	$V_{CB} = 6V, I_E = 0, f = 1MHz$		18		pF

*2 Pulse measurement

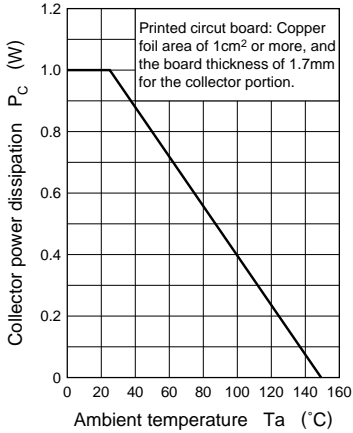
*1 h_{FE1} Rank classification

Rank	Q	R	S	T
h_{FE1}	90 ~ 155	130 ~ 210	180 ~ 280	250 ~ 360
Marking Symbol	RQ	RR	RS	RT

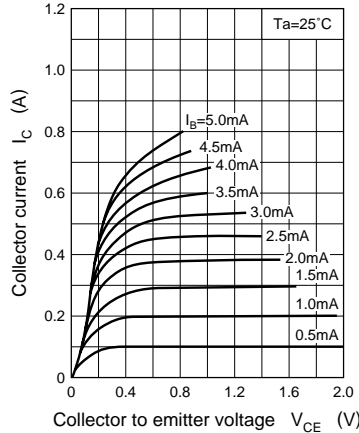


Marking symbol : R

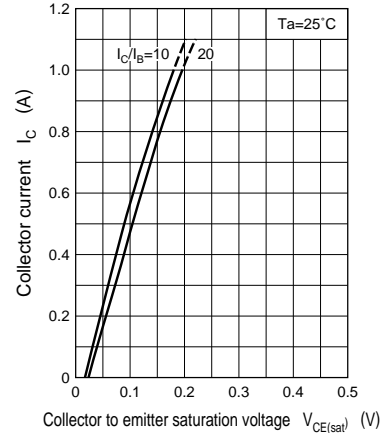
$P_C - T_a$



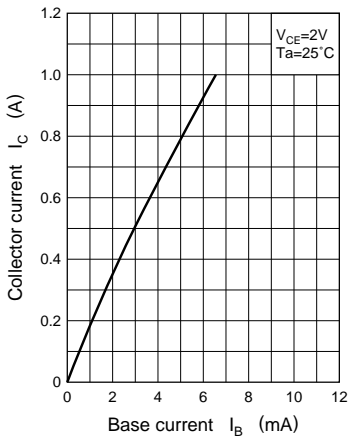
$I_C - V_{CE}$



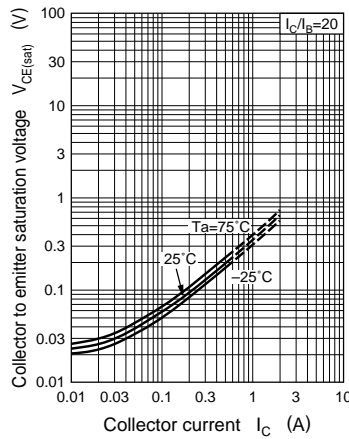
$I_C - V_{CE(sat)}$



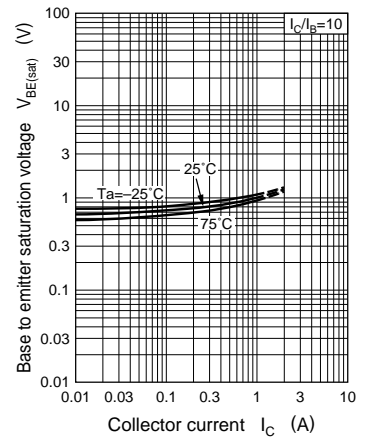
$I_C - I_B$



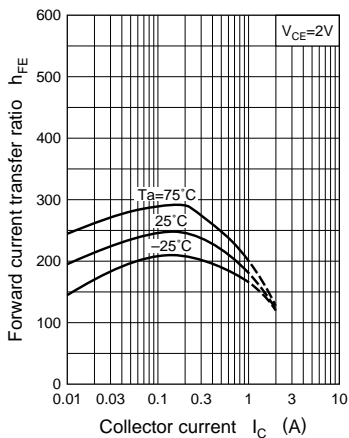
$V_{CE(sat)} - I_C$



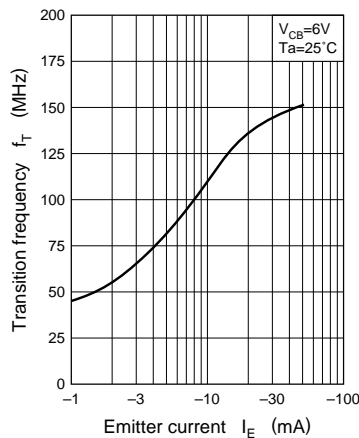
$V_{BE(sat)} - I_C$



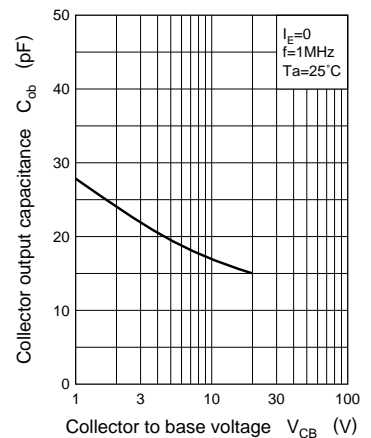
$h_{FE} - I_C$



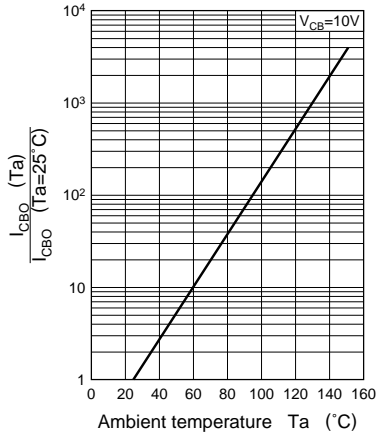
$f_T - I_E$



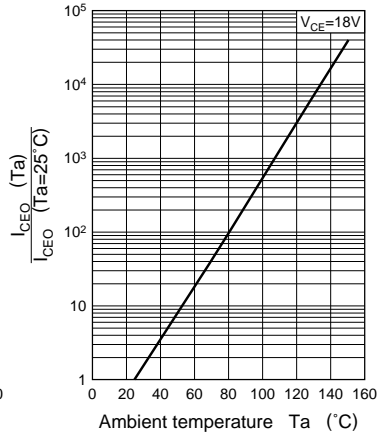
$C_{ob} - V_{CB}$



$I_{CBO} - T_a$



$I_{CEO} - T_a$



Area of safe operation (ASO)

