

# 2SD2457

## Silicon NPN epitaxial planer type

For low-frequency power amplification

### Features

- High collector to emitter voltage  $V_{CEO}$ .
- Large collector power dissipation  $P_C$ .
- Mini Power type package, allowing downsizing of the equipment and automatic insertion through the tape packing and the magazine packing.

### Absolute Maximum Ratings (Ta=25°C)

Parameter	Symbol	Ratings	Unit
Collector to base voltage	$V_{CBO}$	50	V
Collector to emitter voltage	$V_{CEO}$	40	V
Emitter to base voltage	$V_{EBO}$	5	V
Peak collector current	$I_{CP}$	3	A
Collector current	$I_C$	1.5	A
Collector power dissipation	$P_C^*$	1	W
Junction temperature	$T_j$	150	°C
Storage temperature	$T_{stg}$	-55 ~ +150	°C

\* Printed circuit board: Copper foil area of 1cm<sup>2</sup> or more, and the board thickness of 1.7mm for the collector portion

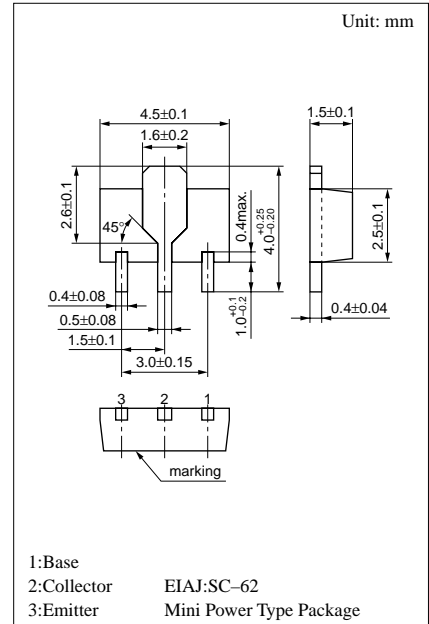
### Electrical Characteristics (Ta=25°C)

Parameter	Symbol	Conditions	min	typ	max	Unit
Collector cutoff current	$I_{CBO}$	$V_{CB} = 20V, I_E = 0$			1	μA
	$I_{CEO}$	$V_{CE} = 10V, I_B = 0$			100	μA
Emitter cutoff current	$I_{EBO}$	$V_{EB} = 5V, I_E = 0$			10	μA
Collector to base voltage	$V_{CBO}$	$I_C = 1mA, I_E = 0$	50			V
Collector to emitter voltage	$V_{CEO}$	$I_C = 2mA, I_B = 0$	40			V
Forward current transfer ratio	$h_{FE}^{*1}$	$V_{CE} = 5V, I_C = 1A^{*2}$	80	120	220	
Collector to emitter saturation voltage	$V_{CE(sat)}$	$I_C = 1.5A, I_B = 0.15A^{*2}$			1	V
Base to emitter saturation voltage	$V_{BE(sat)}$	$I_C = 2A, I_B = 0.2A^{*2}$			1.5	V
Transition frequency	$f_T$	$V_{CB} = 5V, I_E = -0.5A^{*2}, f = 200MHz$		150		MHz
Collector output capacitance	$C_{ob}$	$V_{CB} = 20V, I_E = 0, f = 1MHz$		45		pF

\*2 Pulse measurement

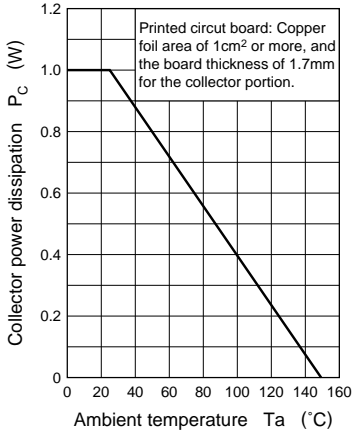
\*1  $h_{FE}$  Rank classification

Rank	Q	R
$h_{FE}$	80 ~ 160	120 ~ 220

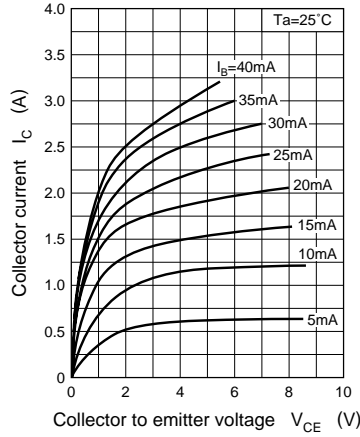


Marking symbol : 1Y

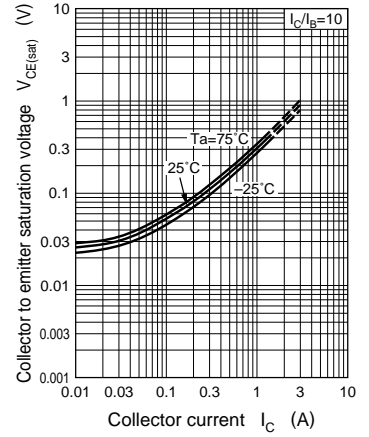
$P_C - T_a$



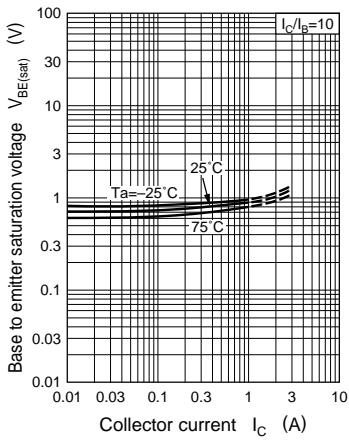
$I_C - V_{CE}$



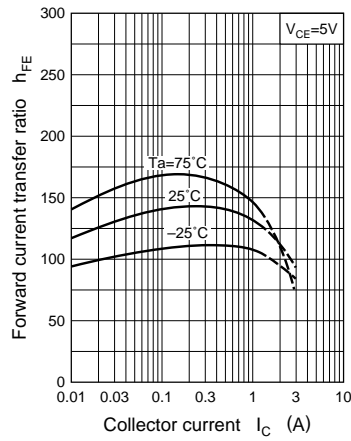
$V_{CE(sat)} - I_C$



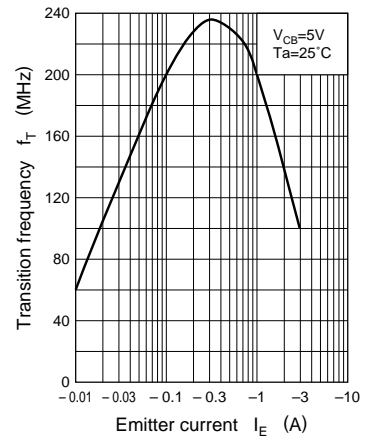
$V_{BE(sat)} - I_C$



$h_{FE} - I_C$



$f_T - I_E$



$C_{ob} - V_{CB}$

