

# 2SC2778

Silicon NPN epitaxial planer type

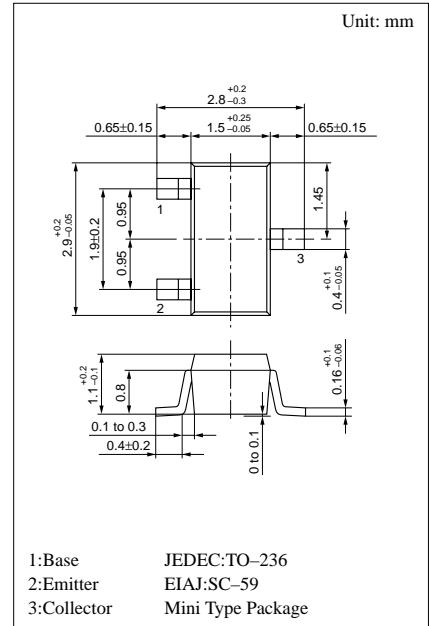
For high-frequency amplification

## Features

- Optimum for RF amplification, oscillation, mixing, and IF of FM/AM radios.
- Mini type package, allowing downsizing of the equipment and automatic insertion through the tape packing and the magazine packing.

## Absolute Maximum Ratings (Ta=25°C)

Parameter	Symbol	Ratings	Unit
Collector to base voltage	$V_{CBO}$	30	V
Collector to emitter voltage	$V_{CEO}$	20	V
Emitter to base voltage	$V_{EBO}$	5	V
Collector current	$I_C$	30	mA
Collector power dissipation	$P_C$	200	mW
Junction temperature	$T_j$	150	°C
Storage temperature	$T_{stg}$	-55 ~ +150	°C



Marking symbol : K

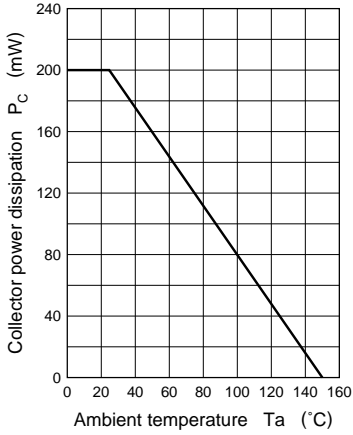
## Electrical Characteristics (Ta=25°C)

Parameter	Symbol	Conditions	min	typ	max	Unit
Collector to base voltage	$V_{CBO}$	$I_C = 10\mu A, I_E = 0$	30			V
Collector to emitter voltage	$V_{CEO}$	$I_C = 2mA, I_B = 0$	20			V
Emitter to base voltage	$V_{EBO}$	$I_E = 10\mu A, I_C = 0$	5			V
Forward current transfer ratio	$h_{FE}^*$	$V_{CE} = 10V, I_C = 1mA$	70		250	
Transition frequency	$f_T$	$V_{CB} = 10V, I_E = -1mA, f = 200MHz$	150	230		MHz
Common emitter reverse transfer capacitance	$C_{re}$	$V_{CE} = 10V, I_C = 1mA, f = 10.7MHz$		1.3		pF

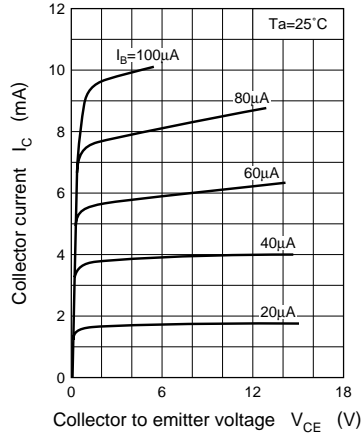
\* $h_{FE}$  Rank classification

Rank	B	C
$h_{FE}$	70 ~ 160	110 ~ 250
Marking Symbol	KB	KC

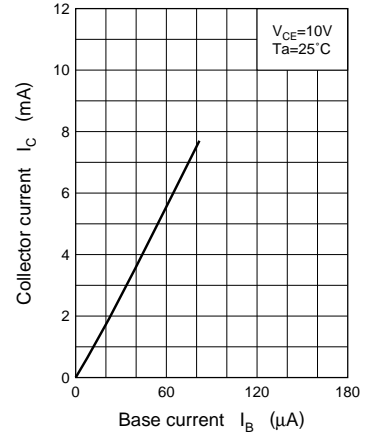
$P_C - T_a$



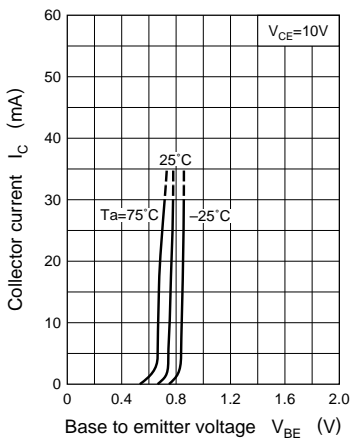
$I_C - V_{CE}$



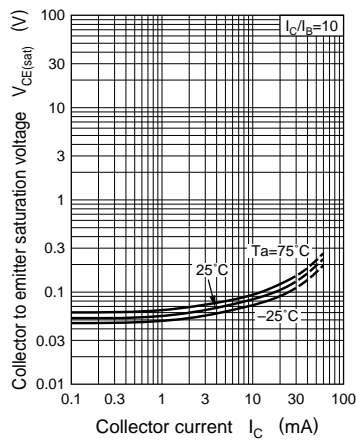
$I_C - I_B$



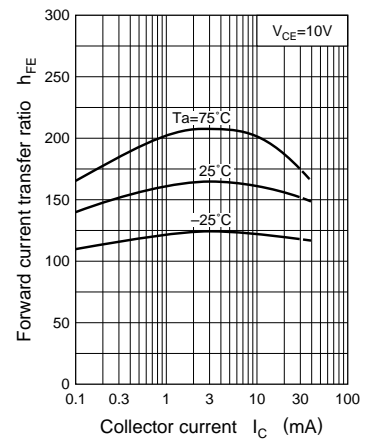
$I_C - V_{BE}$



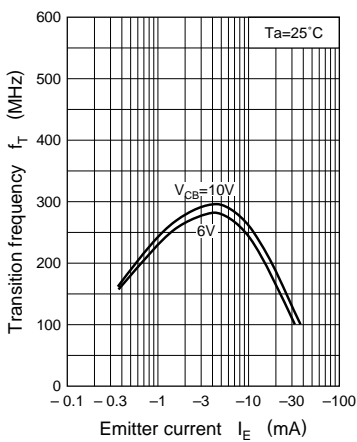
$V_{CE(sat)} - I_C$



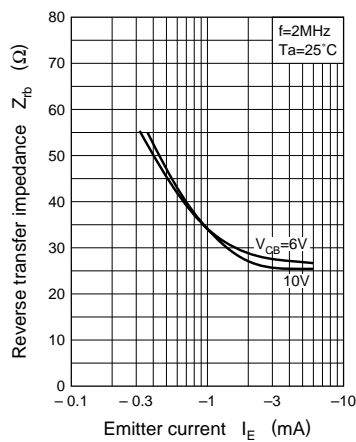
$h_{FE} - I_C$



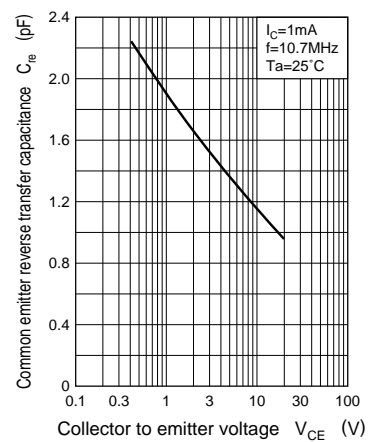
$f_T - I_E$



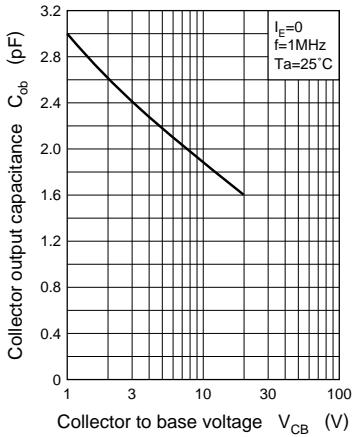
$Z_{rb} - I_E$



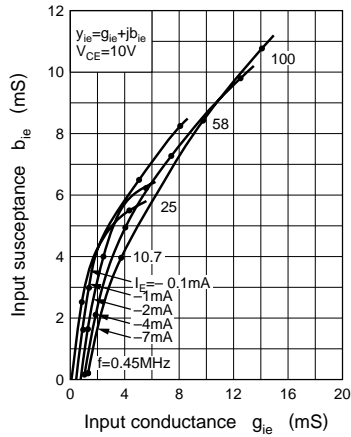
$C_{re} - V_{CE}$



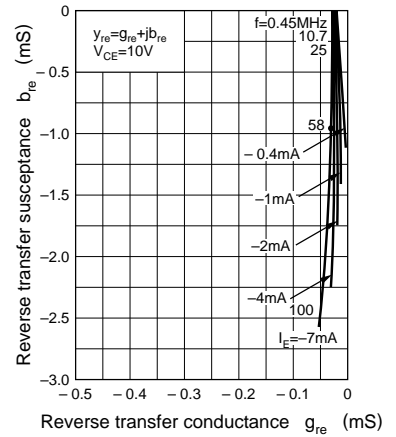
$C_{ob} - V_{CB}$



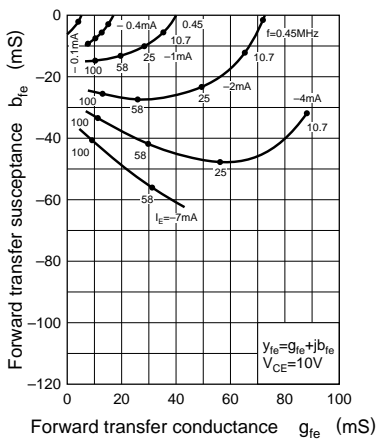
$b_{ie} - g_{ie}$



$b_{re} - g_{re}$



$b_{fe} - g_{fe}$



$b_{oe} - g_{oe}$

