

HRC0103C

Silicon Schottky Barrier Diode for Rectifying

REJ03G0069-0100Z
(Previous: ADE-208-1598)
Rev.1.00
Aug.29.2003

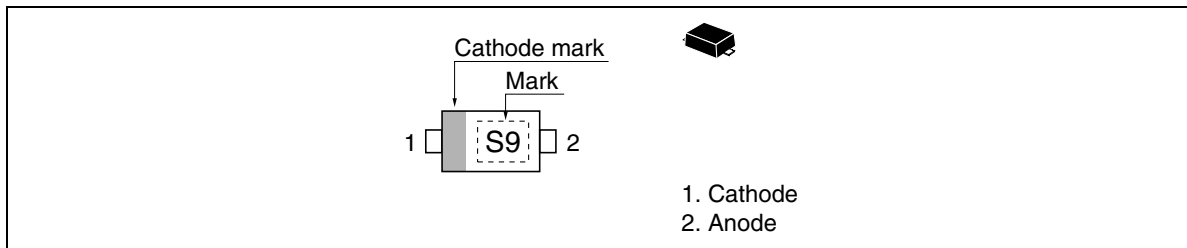
Features

- Low forward voltage drop and suitable for high efficiency rectifying..
- Ultra small Flat Package (UFP) is suitable for surface mount design.

Ordering Information

Type No.	Laser Mark	Package Code
HRC0103C	S9	UFP

Pin Arrangement



Absolute Maximum Ratings

(Ta = 25°C)

Item	Symbol	Value	Unit
Peak reverse voltage	V_{RM}^{*1}	30	V
Reverse voltage	V_R	30	V
Average rectified current	I_O^{*1}	100	mA
Peak forward surge current	I_{FM}	300	mA
Non-Repetitive peak forward surge current	I_{FSM}^{*2}	1	A
Junction temperature	Tj	125	°C
Storage temperature	Tstg	-55 to +125	°C

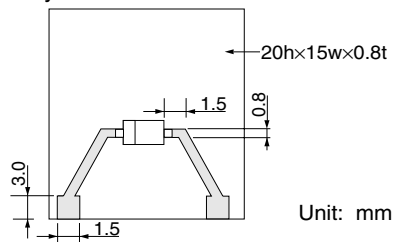
Notes: 1. See from Fig.3 to Fig.5.
 2. 10 ms sine wave 1 pulse.

Electrical Characteristics

(Ta = 25°C)

Item	Symbol	Min	Typ	Max	Unit	Test Condition
Forward voltage	V_{F1}	—	—	0.4	V	$I_F = 10 \text{ mA}$
	V_{F2}	—	—	0.6		$I_F = 100 \text{ mA}$
Reverse current	I_{R1}	—	—	0.1	μA	$V_R = 5 \text{ V}$
	I_{R2}	—	—	0.2		$V_R = 10 \text{ V}$
Capacitance	C	—	—	8.0	pF	$V_R = 0.5 \text{ V}, f = 1 \text{ MHz}$
Thermal resistance	Rth(j-a)	—	550	—	°C/W	Polyimide board ^{*1}

Note: 1. Polyimide board



Main Characteristics

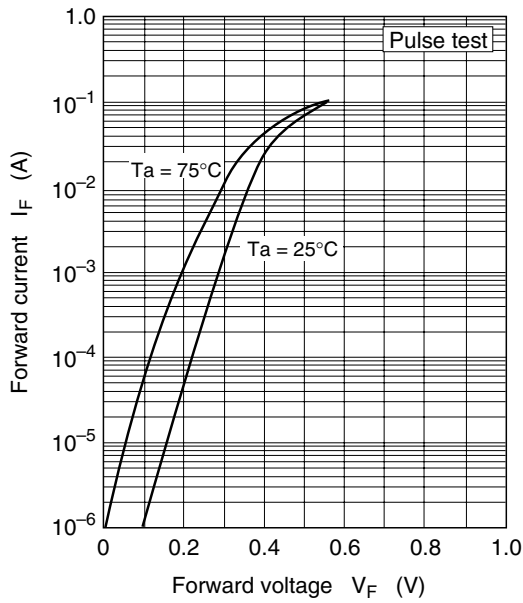


Fig.1 Forward current vs. Forward voltage

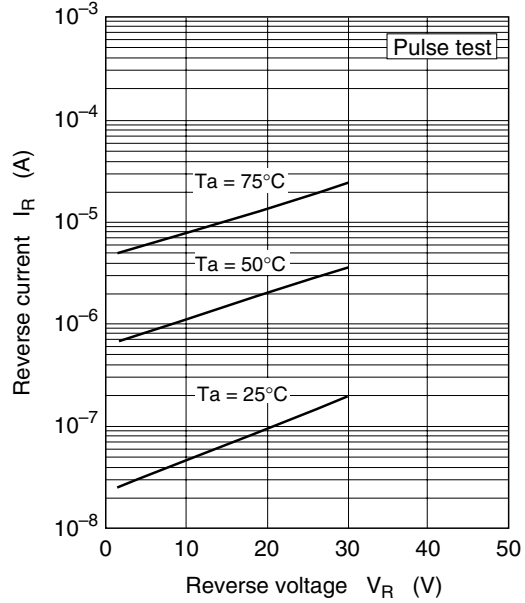


Fig.2 Reverse current vs. Reverse voltage

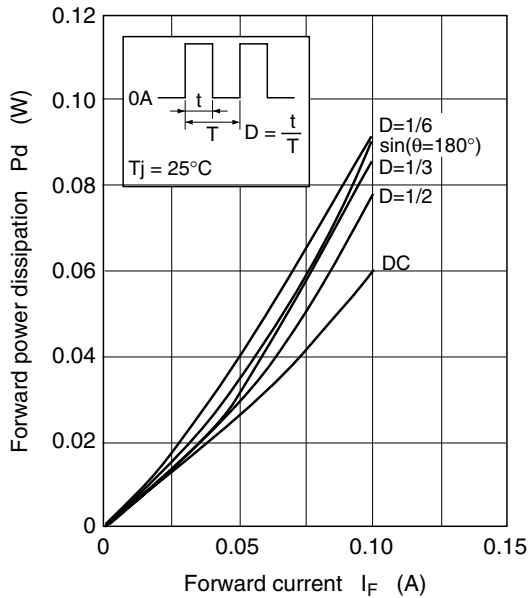


Fig.3. Forward power dissipation vs. Forward current

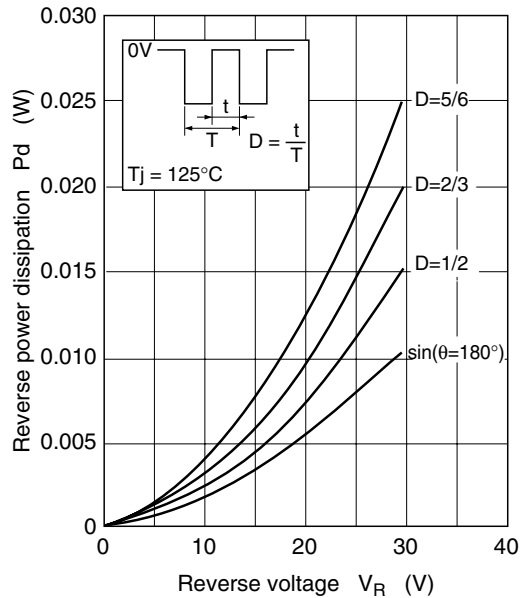


Fig.4. Reverse power dissipation vs. Reverse voltage

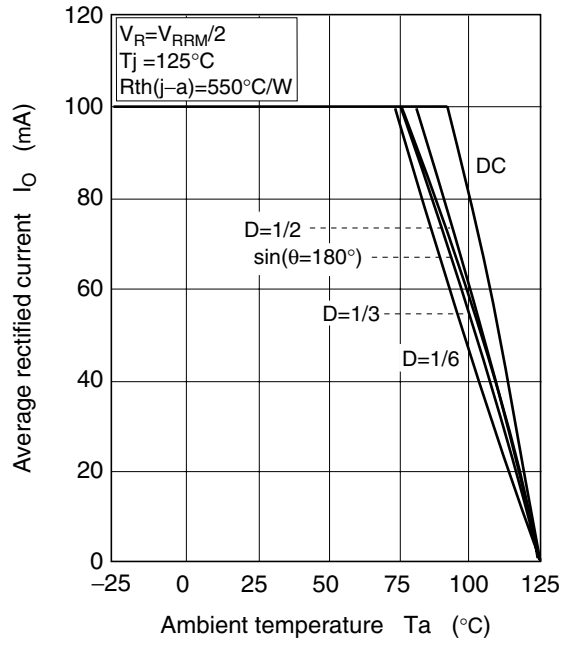
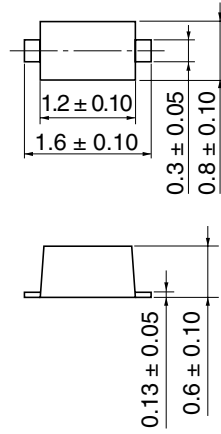


Fig.5 Average rectified current vs. Ambient temperature

Package Dimensions

As of January, 2003
Unit: mm



Package Code	UFP
JEDEC	—
JEITA	Conforms
Mass (reference value)	0.0016 g

Renesas Technology Corp. Sales Strategic Planning Div. Nippon Bldg., 2-6-2, Ohte-machi, Chiyoda-ku, Tokyo 100-0004, Japan

Keep safety first in your circuit designs!

1. Renesas Technology Corporation puts the maximum effort into making semiconductor products better and more reliable, but there is always the possibility that trouble may occur with them. Trouble with semiconductors may lead to personal injury, fire or property damage.
Remember to give due consideration to safety when making your circuit designs, with appropriate measures such as (i) placement of substitutive, auxiliary circuits, (ii) use of nonflammable material or (iii) prevention against any malfunction or mishap.

Notes regarding these materials

1. These materials are intended as a reference to assist our customers in the selection of the Renesas Technology Corporation product best suited to the customer's application; they do not convey any license under any intellectual property rights, or any other rights, belonging to Renesas Technology Corporation or a third party.
 2. Renesas Technology Corporation assumes no responsibility for any damage, or infringement of any third-party's rights, originating in the use of any product data, diagrams, charts, programs, algorithms, or circuit application examples contained in these materials.
 3. All information contained in these materials, including product data, diagrams, charts, programs and algorithms represents information on products at the time of publication of these materials, and are subject to change by Renesas Technology Corporation without notice due to product improvements or other reasons. It is therefore recommended that customers contact Renesas Technology Corporation or an authorized Renesas Technology Corporation product distributor for the latest product information before purchasing a product listed herein.
The information described here may contain technical inaccuracies or typographical errors.
Renesas Technology Corporation assumes no responsibility for any damage, liability, or other loss rising from these inaccuracies or errors.
Please also pay attention to information published by Renesas Technology Corporation by various means, including the Renesas Technology Corporation Semiconductor home page (<http://www.renesas.com>).
 4. When using any or all of the information contained in these materials, including product data, diagrams, charts, programs, and algorithms, please be sure to evaluate all information as a total system before making a final decision on the applicability of the information and products. Renesas Technology Corporation assumes no responsibility for any damage, liability or other loss resulting from the information contained herein.
 5. Renesas Technology Corporation semiconductors are not designed or manufactured for use in a device or system that is used under circumstances in which human life is potentially at stake. Please contact Renesas Technology Corporation or an authorized Renesas Technology Corporation product distributor when considering the use of a product contained herein for any specific purposes, such as apparatus or systems for transportation, vehicular, medical, aerospace, nuclear, or undersea repeater use.
 6. The prior written approval of Renesas Technology Corporation is necessary to reprint or reproduce in whole or in part these materials.
 7. If these products or technologies are subject to the Japanese export control restrictions, they must be exported under a license from the Japanese government and cannot be imported into a country other than the approved destination.
Any diversion or reexport contrary to the export control laws and regulations of Japan and/or the country of destination is prohibited.
 8. Please contact Renesas Technology Corporation for further details on these materials or the products contained therein.
-



<http://www.renesas.com>

