




Small Signal Schottky Diodes

Features

- For general purpose applications
- The SD101 series is a Metal-on-silicon Schottky barrier device which is protected by a PN junction guard ring
- The low forward voltage drop and fast switching make it ideal for protection of MOS devices, steering, biasing and coupling diodes for fast switching and low logic level applications
- These diodes are also available in the Mini-MELF case with type designations LL101A to LL101C, in the DO35 case with type designations SD101A to SD101C and in the SOD123 case with type designations SD101AW-V to SD101CW-V.
- Lead (Pb)-free component
- Component in accordance to RoHS 2002/95/EC and WEEE 2002/96/EC



20145

Mechanical Data

Case: SOD323 Plastic case

Weight: approx. 4.3 mg

Packaging Codes/Options:

GS18/10 k per 13" reel (8 mm tape), 10 k/box

GS08/3 k per 7" reel (8 mm tape), 15 k/box

Parts Table

Part	Ordering code	Type Marking	Remarks
SD101AWS-V	SD101AWS-V-GS18 or SD101AWS-V-GS08	SA	Tape and Reel
SD101BWS-V	SD101BWS-V-GS18 or SD101BWS-V-GS08	SB	Tape and Reel
SD101CWS-V	SD101CWS-V-GS18 or SD101CWS-V-GS08	SC	Tape and Reel

Absolute Maximum Ratings

T_{amb} = 25 °C, unless otherwise specified

Parameter	Test condition	Part	Symbol	Value	Unit
Peak inverse voltage		SD101AWS-V	V _{RRM}	60	V
		SD101BWS-V	V _{RRM}	50	V
		SD101CWS-V	V _{RRM}	40	V
Power dissipation (Infinite Heat Sink)			P _{tot}	150 ¹⁾	mW
Forward continuous current			I _F	30	mA
Maximum single cycle surge	10 μs square wave		I _{FSM}	2	A

¹⁾ Valid provided that electrodes are kept at ambient temperature

Thermal Characteristics

$T_{amb} = 25\text{ }^{\circ}\text{C}$, unless otherwise specified

Parameter	Test condition	Symbol	Value	Unit
Thermal resistance junction to ambient air		R_{thJA}	650 ¹⁾	K/W
Junction temperature		T_j	125 ¹⁾	$^{\circ}\text{C}$
Storage temperature range		T_{stg}	- 65 to + 150	$^{\circ}\text{C}$

¹⁾ Valid provided that electrodes are kept at ambient temperature

Electrical Characteristics

$T_{amb} = 25\text{ }^{\circ}\text{C}$, unless otherwise specified

Parameter	Test condition	Part	Symbol	Min	Typ.	Max	Unit
Reverse breakdown voltage	$I_R = 10\text{ }\mu\text{A}$	SD101AWS-V	$V_{(BR)}$	60			V
		SD101BWS-V	$V_{(BR)}$	50			V
		SD101CWS-V	$V_{(BR)}$	40			V
Leakage current	$V_R = 50\text{ V}$	SD101AWS-V	I_R			200	nA
	$V_R = 40\text{ V}$	SD101BWS-V	I_R			200	nA
	$V_R = 30\text{ V}$	SD101CWS-V	I_R			200	nA
Forward voltage drop	$I_F = 1\text{ mA}$	SD101AWS-V	V_F			410	mV
		SD101BWS-V	V_F			400	mV
		SD101CWS-V	V_F			390	mV
	$I_F = 15\text{ mA}$	SD101AWS-V	V_F			1000	mV
		SD101BWS-V	V_F			950	mV
		SD101CWS-V	V_F			900	mV
Junction capacitance	$V_R = 0\text{ V}$, $f = 1\text{ MHz}$	SD101AWS-V	C_D			2.0	ns
		SD101BWS-V	C_D			2.1	ns
		SD101CWS-V	C_D			2.2	ns
Reverse recovery time	$I_F = I_R = 5\text{ mA}$, recover to $0.1\text{ }I_R$		t_{rr}			1	ns

Typical Characteristics

$T_{amb} = 25\text{ }^{\circ}\text{C}$, unless otherwise specified

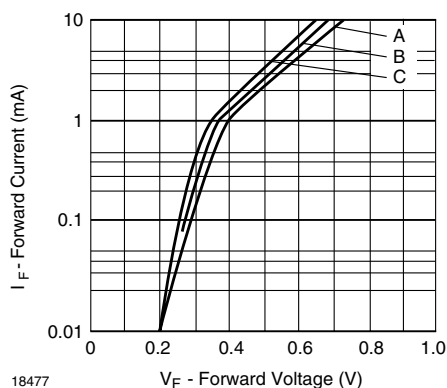


Figure 1. Typical Variation of Forward Current vs. Forward Voltage

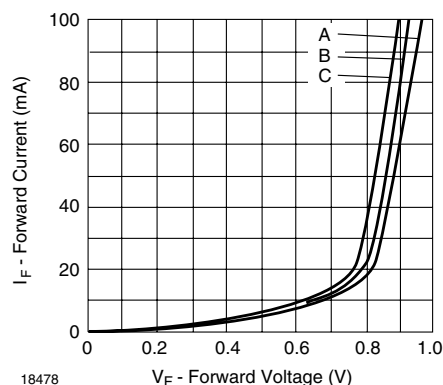


Figure 2. Typical Forward Conduction Curve

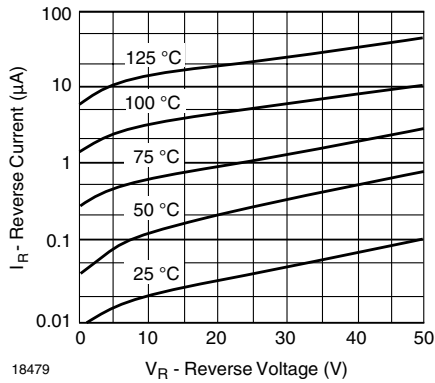


Figure 3. Typical Variation of Reverse Current at Various Temperatures

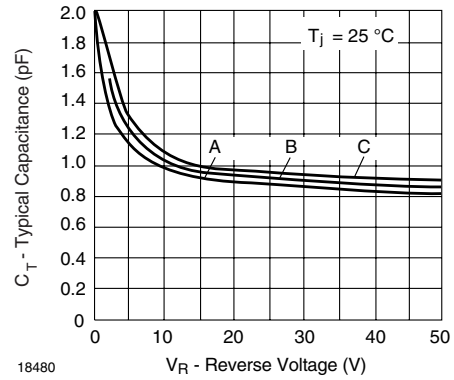
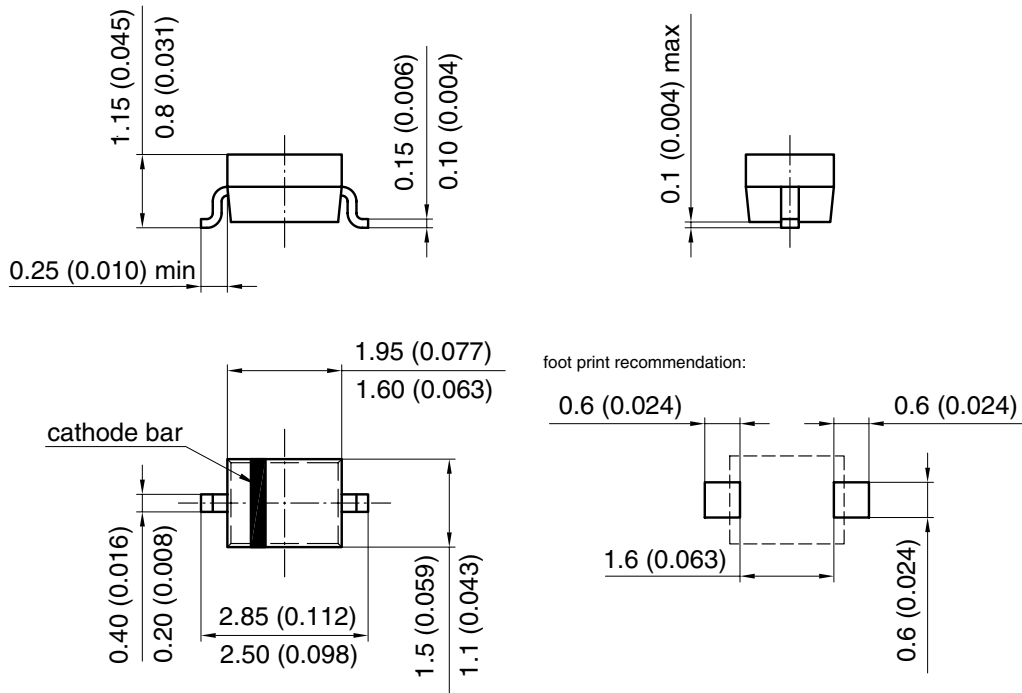


Figure 4. Typical Capacitance Curve as a Function of Reverse Voltage

Package Dimensions in mm (Inches): SOD323



Document no.: S8-V-3910.02-001 (4)
 Rev. 03 - Date: 08.November 2004
 17443

Ozone Depleting Substances Policy Statement

It is the policy of Vishay Semiconductor GmbH to

1. Meet all present and future national and international statutory requirements.
2. Regularly and continuously improve the performance of our products, processes, distribution and operating systems with respect to their impact on the health and safety of our employees and the public, as well as their impact on the environment.

It is particular concern to control or eliminate releases of those substances into the atmosphere which are known as ozone depleting substances (ODSs).

The Montreal Protocol (1987) and its London Amendments (1990) intend to severely restrict the use of ODSs and forbid their use within the next ten years. Various national and international initiatives are pressing for an earlier ban on these substances.

Vishay Semiconductor GmbH has been able to use its policy of continuous improvements to eliminate the use of ODSs listed in the following documents.

1. Annex A, B and list of transitional substances of the Montreal Protocol and the London Amendments respectively
2. Class I and II ozone depleting substances in the Clean Air Act Amendments of 1990 by the Environmental Protection Agency (EPA) in the USA
3. Council Decision 88/540/EEC and 91/690/EEC Annex A, B and C (transitional substances) respectively.

Vishay Semiconductor GmbH can certify that our semiconductors are not manufactured with ozone depleting substances and do not contain such substances.

We reserve the right to make changes to improve technical design
and may do so without further notice.

Parameters can vary in different applications. All operating parameters must be validated for each customer application by the customer. Should the buyer use Vishay Semiconductors products for any unintended or unauthorized application, the buyer shall indemnify Vishay Semiconductors against all claims, costs, damages, and expenses, arising out of, directly or indirectly, any claim of personal damage, injury or death associated with such unintended or unauthorized use.

Vishay Semiconductor GmbH, P.O.B. 3535, D-74025 Heilbronn, Germany



Disclaimer

All product specifications and data are subject to change without notice.

Vishay Intertechnology, Inc., its affiliates, agents, and employees, and all persons acting on its or their behalf (collectively, "Vishay"), disclaim any and all liability for any errors, inaccuracies or incompleteness contained herein or in any other disclosure relating to any product.

Vishay disclaims any and all liability arising out of the use or application of any product described herein or of any information provided herein to the maximum extent permitted by law. The product specifications do not expand or otherwise modify Vishay's terms and conditions of purchase, including but not limited to the warranty expressed therein, which apply to these products.

No license, express or implied, by estoppel or otherwise, to any intellectual property rights is granted by this document or by any conduct of Vishay.

The products shown herein are not designed for use in medical, life-saving, or life-sustaining applications unless otherwise expressly indicated. Customers using or selling Vishay products not expressly indicated for use in such applications do so entirely at their own risk and agree to fully indemnify Vishay for any damages arising or resulting from such use or sale. Please contact authorized Vishay personnel to obtain written terms and conditions regarding products designed for such applications.

Product names and markings noted herein may be trademarks of their respective owners.