

LOW VOLTAGE HIGH SPEED SWITCHING.

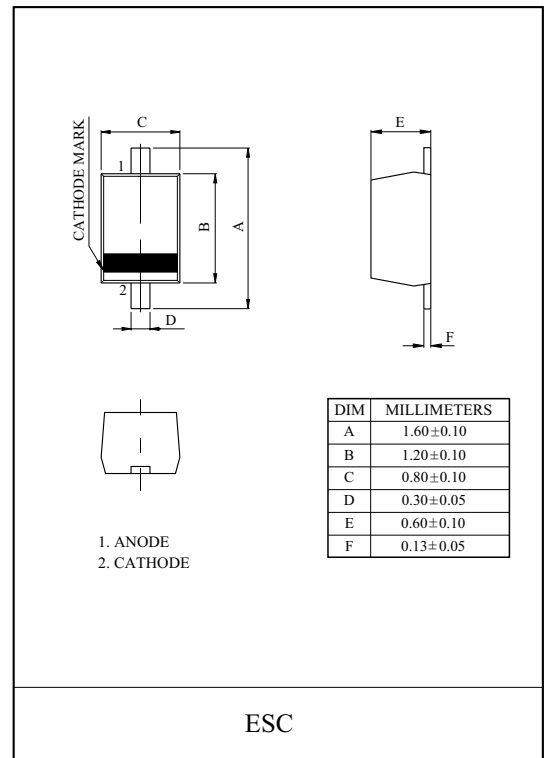
#### FEATURES

- Low Forward Voltage :  $V_{F(2)}=0.23V$  (Typ.)
- Small Package : ESC.

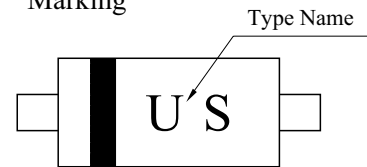
#### MAXIMUM RATING (Ta=25 °C)

CHARACTERISTIC	SYMBOL	RATING	UNIT
Maximum (Peak) Reverse Voltage	$V_{RM}$	15	V
Reverse Voltage	$V_R$	10	V
Maximum (Peak) Forward Current	$I_{FM}$	200	mA
Average Forward Current	$I_O$	100	mA
Surge Current (10ms)	$I_{FSM}$	1	A
Power Dissipation	$P_D$	150*	mW
Junction Temperature	$T_j$	125	°C
Storage Temperature Range	$T_{stg}$	-55 ~ 125	°C

\* : Mounted on a glass epoxy circuit board of 20 × 20mm,  
pad dimension of 4 × 4mm.



#### Marking

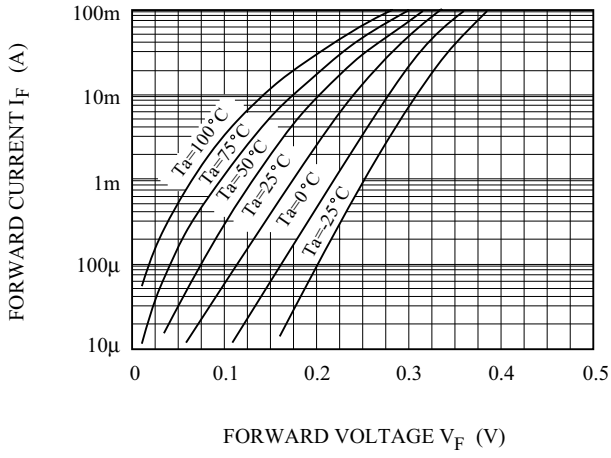


#### ELECTRICAL CHARACTERISTICS (Ta=25 °C)

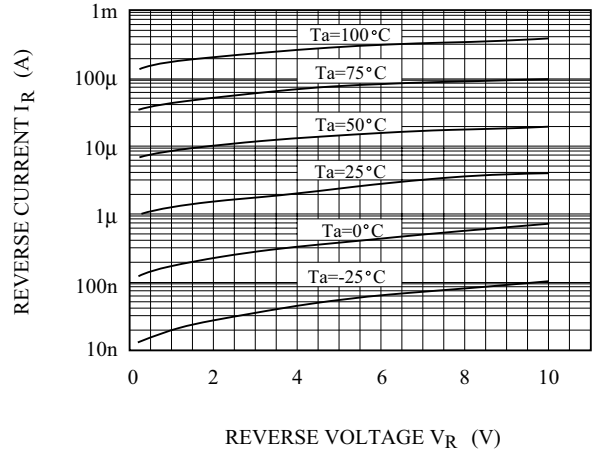
CHARACTERISTIC	SYMBOL	TEST CONDITION	MIN.	TYP.	MAX.	UNIT
Forward Voltage	$V_{F(1)}$	$I_F=1mA$	-	0.18	-	V
	$V_{F(2)}$	$I_F=5mA$	-	0.23	0.30	
	$V_{F(3)}$	$I_F=100mA$	-	0.35	0.50	
Reverse Current	$I_R$	$V_R=10V$	-	-	20	μA
Total Capacitance	$C_T$	$V_R=0V, f=1MHz$	-	20	40	pF

# KDR367E

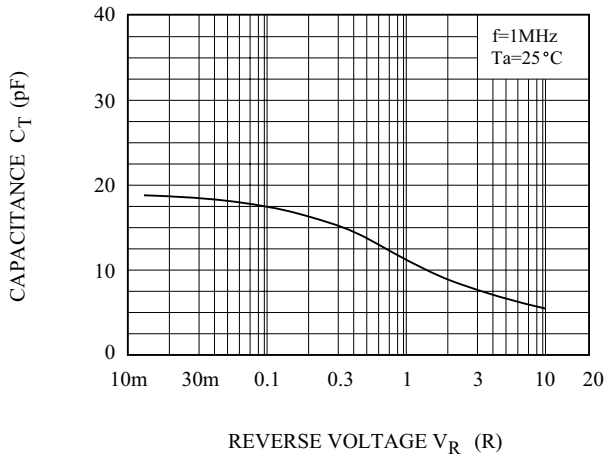
$I_F - V_F$



$I_R - V_R$



$C_T - V_R$



$P - T_a$

