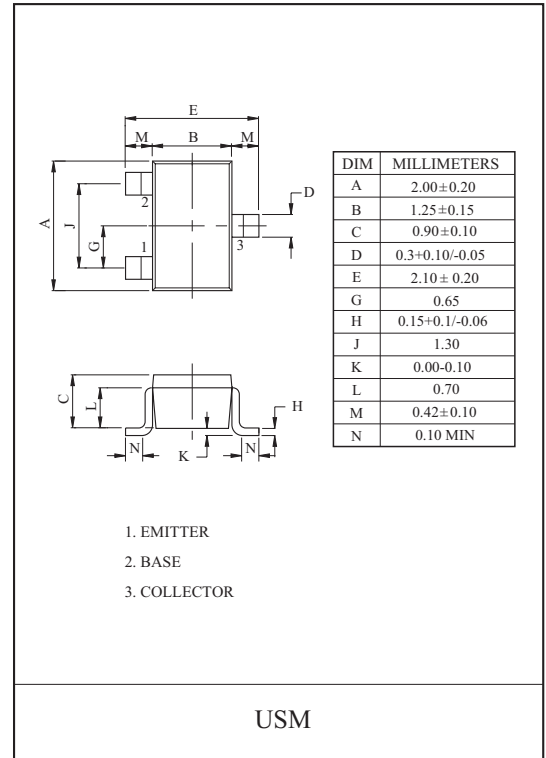


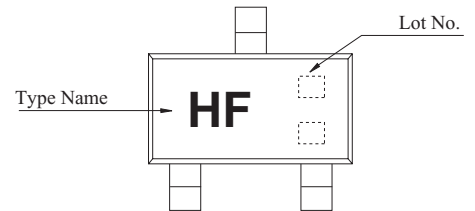
HIGH FREQUENCY APPLICATION.  
TV TUNER, VHF OSCILLATOR APPLICATION.

MAXIMUM RATING (Ta=25 )

CHARACTERISTIC	SYMBOL	RATING	UNIT
Collector-Base Voltage	$V_{CBO}$	30	V
Collector-Emitter Voltage	$V_{CEO}$	15	V
Emitter-Base Voltage	$V_{EBO}$	3	V
Collector Current	$I_C$	50	mA
Base Current	$I_B$	25	mA
Collector Power Dissipation	$P_C$	100	mW
Junction Temperature	$T_j$	150	
Storage Temperature Range	$T_{stg}$	-55 150	

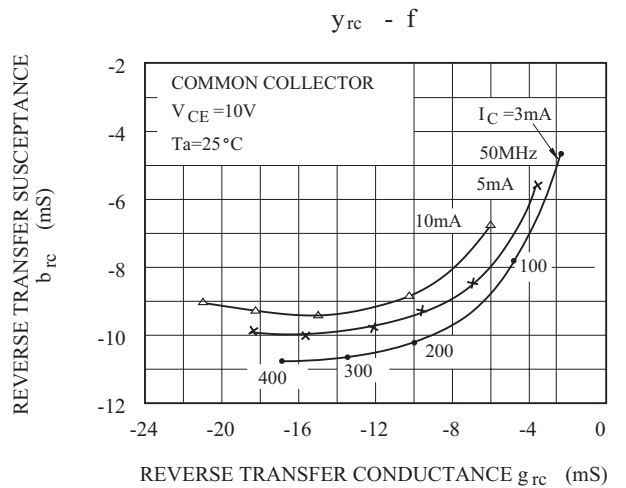
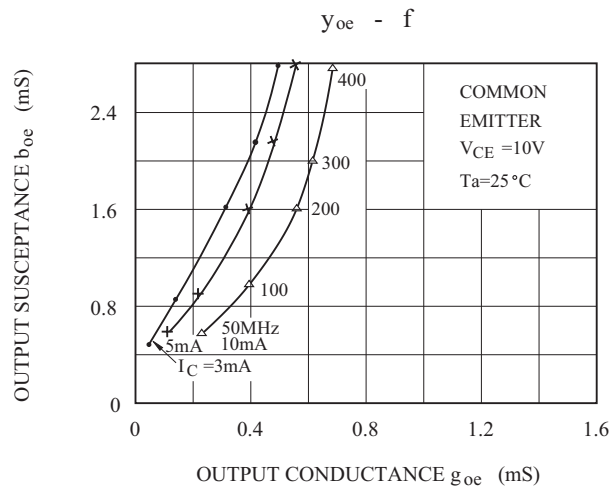
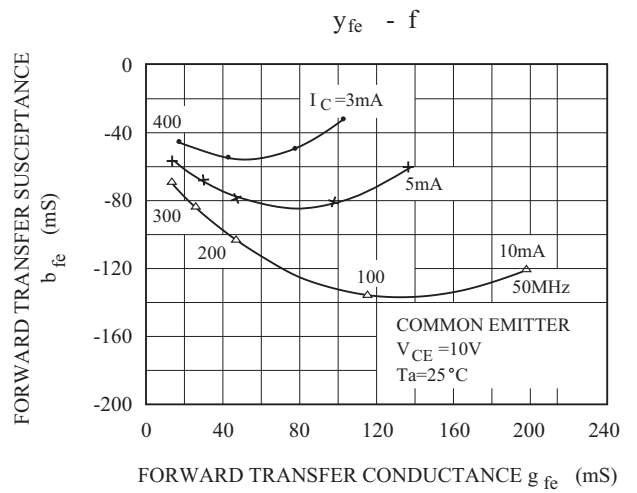
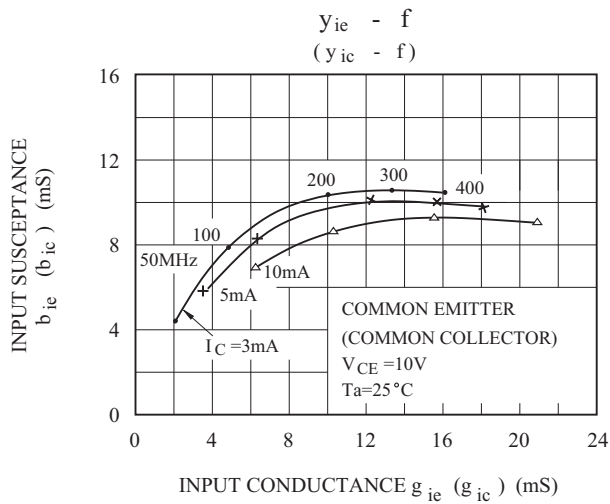
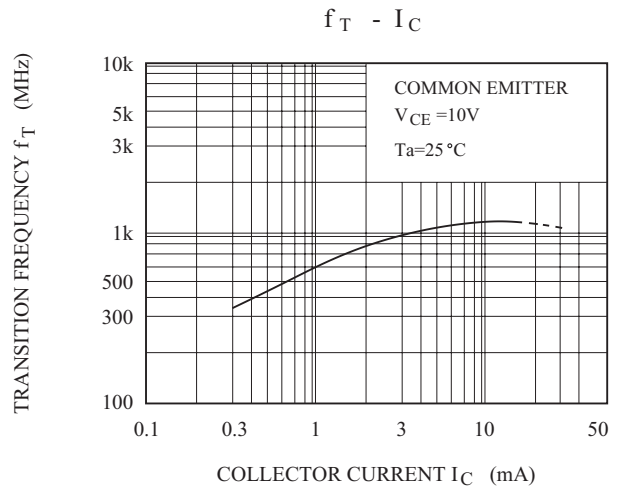
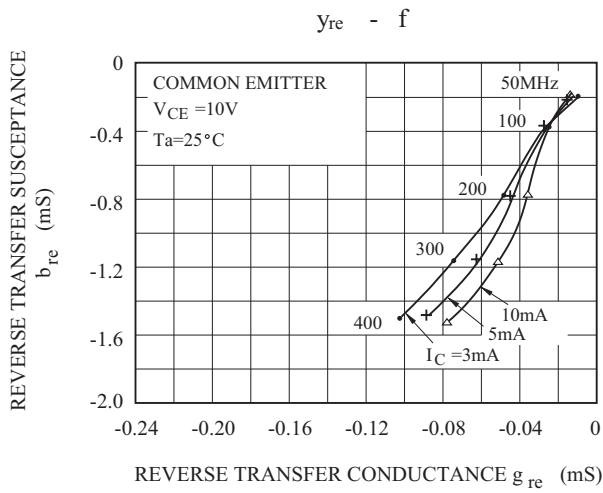


Marking



ELECTRICAL CHARACTERISTICS (Ta=25 )

CHARACTERISTIC	SYMBOL	TEST CONDITION	MIN.	TYP.	MAX.	UNIT
Collector Cut-off Current	$I_{CBO}$	$V_{CB}=15V, I_E=0$	-	-	0.1	$\mu A$
Emitter Cut-off Current	$I_{EBO}$	$V_{EB}=3V, I_C=0$	-	-	1.0	$\mu A$
Collector-Emitter Breakdown Voltage	$V_{(BR)CEO}$	$I_C=1mA, I_B=0$	15	-	-	V
DC Current Gain	$h_{FE}$	$V_{CE}=3V, I_C=8mA$	40	100	200	
Transition Frequency	$f_T$	$V_{CE}=10V, I_C=8mA$	650	1100	-	MHz
Collector Output Capacitance	$C_{ob}$	$V_{CB}=10V, I_E=0, f=1MHz$	-	0.9	1.3	pF
Collector-Base Time Constant	$C_c \cdot r_{bb}'$	$V_{CB}=10V, I_E=-8mA, f=30MHz$	-	7.0	12	pS



# KTC4082

