



CHENMKO ENTERPRISE CO.,LTD

CH402DPT

SURFACE MOUNT

SCHOTTKY BARRIER DIODE

VOLTAGE 30 Volts CURRENT 0.3 Ampere

Lead free devices

APPLICATION

* High frequency rectification for switching power supply

FEATURE

- * Small surface mounting type. (SOT-23)
- * Low IR. (IR=10uA Typ.)
- * High reliability

CONSTRUCTION

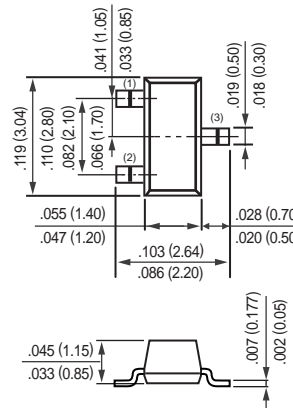
* Silicon epitaxial planar

MARKING

* 05K



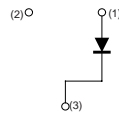
SOT-23



Dimensions in inches and (millimeters)

SOT-23

CIRCUIT



MAXIMUM RATINGS (At TA = 25°C unless otherwise noted)

RATINGS	SYMBOL	CH402DPT	UNITS
Maximum Recurrent Peak Reverse Voltage	VRRM	30	Volts
Maximum RMS Voltage	VRMS	21	Volts
Maximum DC Blocking Voltage	VDC	30	Volts
Maximum Average Forward Rectified Current	Io	0.3	Amps
Peak Forward Surge Current at 8.3 mSec single half sine-wave	IFSM	3.0	Amps
Typical Junction Capacitance between Terminal (Note 1)	CJ	40	pF
Maximum Operating Temperature Range	TJ	+125	°C
Storage Temperature Range	TSTG	-55 to +125	°C

ELECTRICAL CHARACTERISTICS (At TA = 25°C unless otherwise noted)

CHARACTERISTICS	SYMBOL	CH402DPT	UNITS
Maximum Instantaneous Forward Voltage at IF= 0.3A	VF	0.50	Volts
Maximum Average Reverse Current at VR(1)= 30V	IR(1)	50	uAmps
Maximum Average Reverse Current at VR(2)= 10V	IR(2)	30	uAmps

NOTES : 1. Measured at 1.0 MHz and 0 reverse bias voltage.
2. ESD sensitive product handling required.

2002-3

RATING CHARACTERISTIC CURVES (CH402DPT)

FIG. 1 - FORWARD CHARACTERISTICS

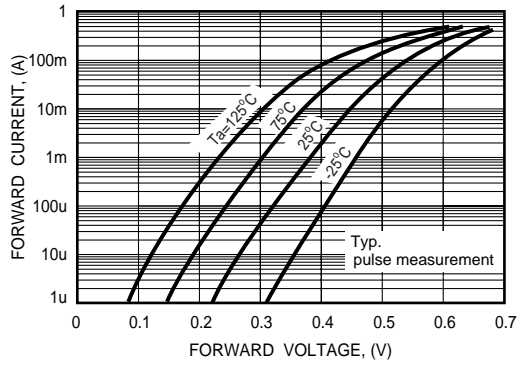


FIG. 2 - REVERSE CHARACTERISTICS

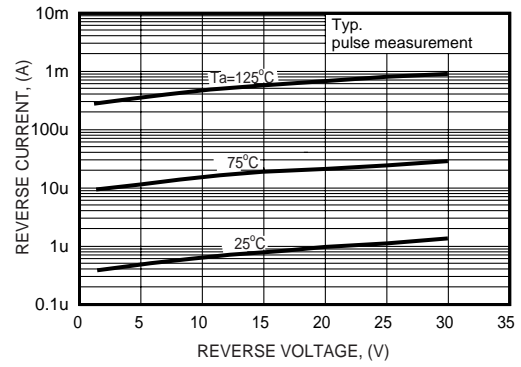


FIG. 3 - TYPICAL JUNCTION CAPACITANCE

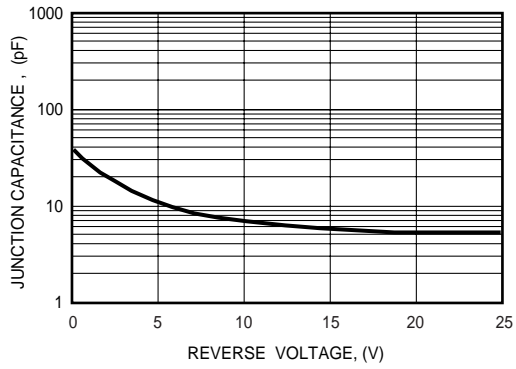


FIG. 4 - FORWARD POWER DISSIPATION CHARACTERISTICS

