

RD4.7SL to RD39SL

ZENER DIODES
200 mW 2 PIN SUPER MINI MOLD

DESCRIPTION

Type RD4.7SL to RD39SL Series are 2 PIN Super Mini Mold Package zener diodes possessing an allowable power dissipation of 200 mW featuring low noise and sharp breakdown characteristic. They are intended for use in audio equipment, instrument equipment.

FEATURES

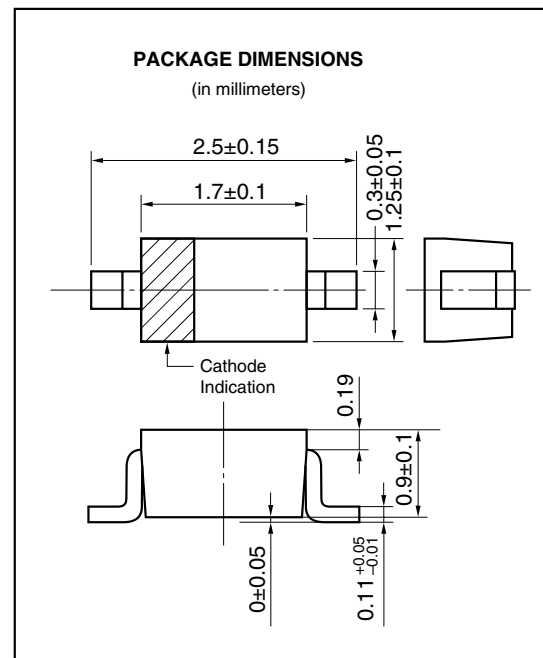
- Low Noise
- Sharp Breakdown characteristic.
- Vz: Applied E24 standard.

APPLICATIONS

Circuits for Constant Voltage, Constant Current, Waveform Clipper, Surge absorber, etc.

ABSOLUTE MAXIMUM RATINGS (T_A = 25°C)

Power Dissipation	P	200 mW
Forward Current	I _F	100 mA
Reverse Surge Power	P _{RSM}	2.2W (at t=10 μs/1 pulse) Show fig. 8
Junction Temperature	T _j	150°C
Storage Temperature	T _{stg}	-55 to +150°C



The information in this document is subject to change without notice. Before using this document, please confirm that this is the latest version.

Not all products and/or types are available in every country. Please check with an NEC Electronics sales representative for availability and additional information.

ELECTRICAL CHARACTERISTICS (T_A = 25 ± 2°C)

Type Number	Class	Zener Voltage V _Z (V) ^{Note 1}			Dynamic Impedance Z _Z (Ω) ^{Note 2}		Reverse Current I _R (μA)	
		MIN.	MAX.	I _Z (mA)	MAX.	I _Z (mA)	MAX.	V _R (V)
RD4.7SL	N	4.39	4.91	0.5	800	0.5	2	1.0
	N1	4.39	4.62					
	N2	4.52	4.76					
	N3	4.66	4.91					
RD5.1SL	N	4.81	5.36	0.5	500	0.5	2	1.5
	N1	4.81	5.05					
	N2	4.95	5.20					
	N3	5.10	5.36					
RD5.6SL	N	5.26	5.91	0.5	200	0.5	1	2.5
	N1	5.26	5.54					
	N2	5.44	5.73					
	N3	5.63	5.91					
RD6.2SL	N	5.81	6.53	0.5	100	0.5	1	3.0
	N1	5.81	6.11					
	N2	6.01	6.32					
	N3	6.21	6.53					
RD6.8SL	N	6.41	7.14	0.5	60	0.5	0.5	3.5
	N1	6.41	6.74					
	N2	6.60	6.94					
	N3	6.80	7.14					
RD7.5SL	N	7.00	7.83	0.5	60	0.5	0.5	4.0
	N1	7.00	7.35					
	N2	7.21	7.60					
	N3	7.46	7.83					
RD8.2SL	N	7.69	8.61	0.5	60	0.5	0.5	5.0
	N1	7.69	8.08					
	N2	7.94	8.34					
	N3	8.20	8.61					
RD9.1SL	N	8.47	9.51	0.5	60	0.5	0.5	6.0
	N1	8.47	8.91					
	N2	8.76	9.21					
	N3	9.06	9.51					
RD10SL	N	9.35	10.51	0.5	60	0.5	0.1	7.0
	N1	9.35	9.82					
	N2	9.66	10.16					
	N3	10.00	10.51					
RD11SL	N	10.32	11.50	0.5	60	0.5	0.1	8.0
	N1	10.32	10.84					
	N2	10.64	11.17					
	N3	10.97	11.50					

ELECTRICAL CHARACTERISTICS (Ta = 25 ± 2°C)

Type Number	Class	Zener Voltage Vz (V) ^{Note 1}			Dynamic Impedance Zz (Ω) ^{Note 2}		Reverse Current I _R (μA)	
		MIN.	MAX.	Iz (mA)	MAX.	Iz (mA)	MAX.	V _R (V)
RD12SL	N	11.28	12.52	0.5	80	0.5	0.1	9.0
	N1	11.28	11.83					
	N2	11.59	12.17					
	N3	11.93	12.52					
RD13SL	N	12.29	13.86	0.5	80	0.5	0.1	10
RD15SL	N	13.63	15.38	0.5	80	0.5	0.1	11
RD16SL	N	15.13	16.91	0.5	80	0.5	0.1	12
RD18SL	N	16.63	18.81	0.5	80	0.5	0.1	13
RD20SL	N	18.51	20.79	0.5	100	0.5	0.1	15
RD22SL	N	20.46	22.82	0.5	100	0.5	0.1	17
RD24SL	N	22.42	25.17	0.5	120	0.5	0.1	19
RD27SL	N	24.75	27.95	0.5	150	0.5	0.1	21
RD30SL	N	27.38	31.04	0.5	200	0.5	0.1	23
RD33SL	N	30.30	33.97	0.5	250	0.5	0.1	25
RD36SL	N	33.08	36.83	0.5	300	0.5	0.1	27
RD39SL	N	35.78	39.67	0.5	360	0.5	0.1	30

- Note** 1. Vz is tested with puls (40 ms).
 2. Zz is measured at Iz by given a very small A.C. current signal.

TYPICAL CHATACTERISTICS (T_A = 25°C)

Fig. 1 POWER DISSIPATION vs. AMBIENT TEMPERATURE

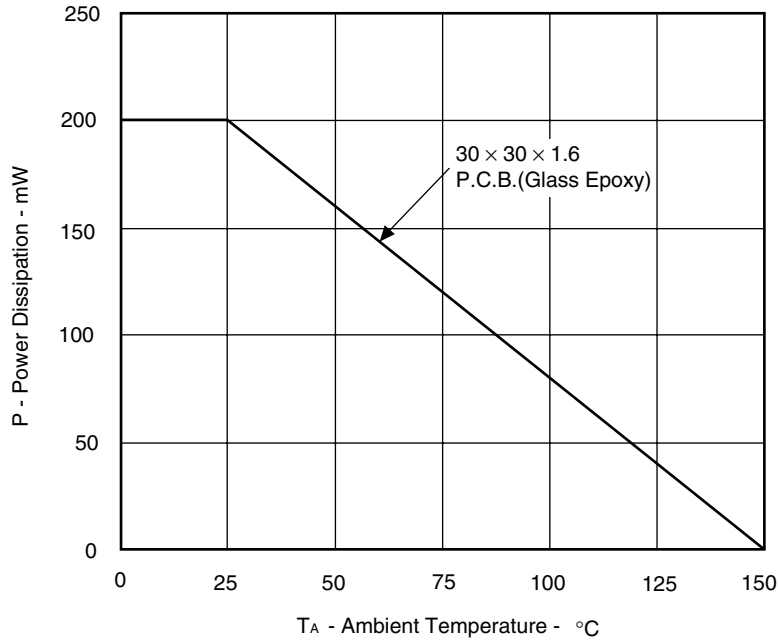


Fig.2 ZENER CURRENT vs. ZENER VOLTAGE

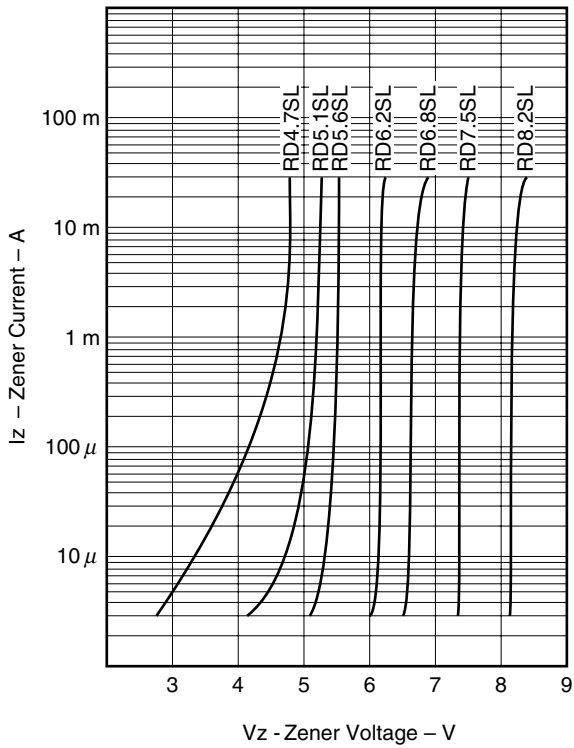


Fig. 3 ZENER CURRENT vs. ZENER VOLTAGE

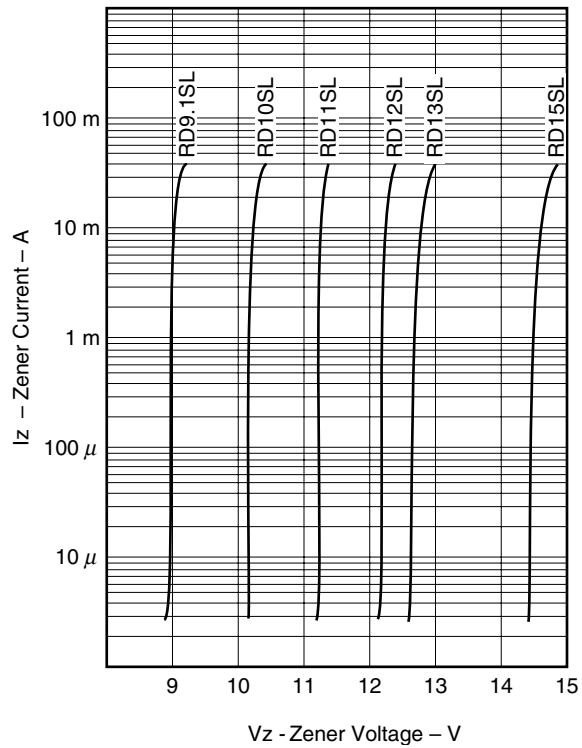


Fig. 4 ZENER CURRENT vs. ZENER VOLTAGE

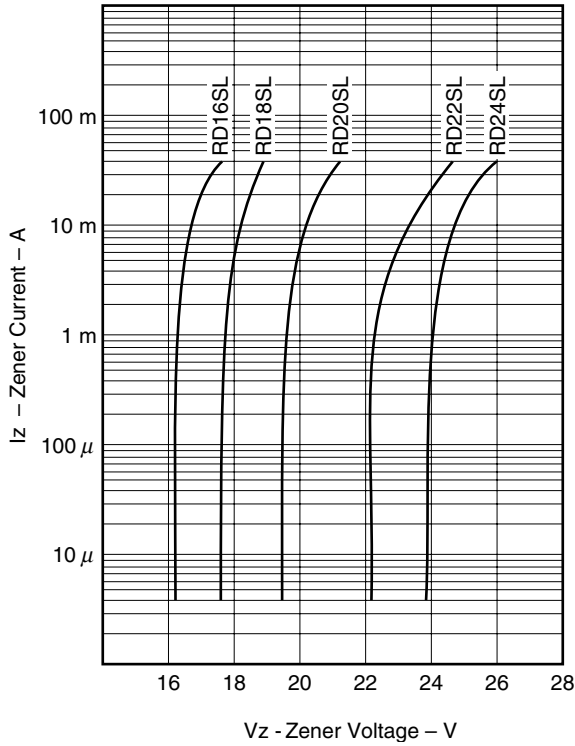


Fig.5 ZENER CURRENT vs. ZENER VOLTAGE

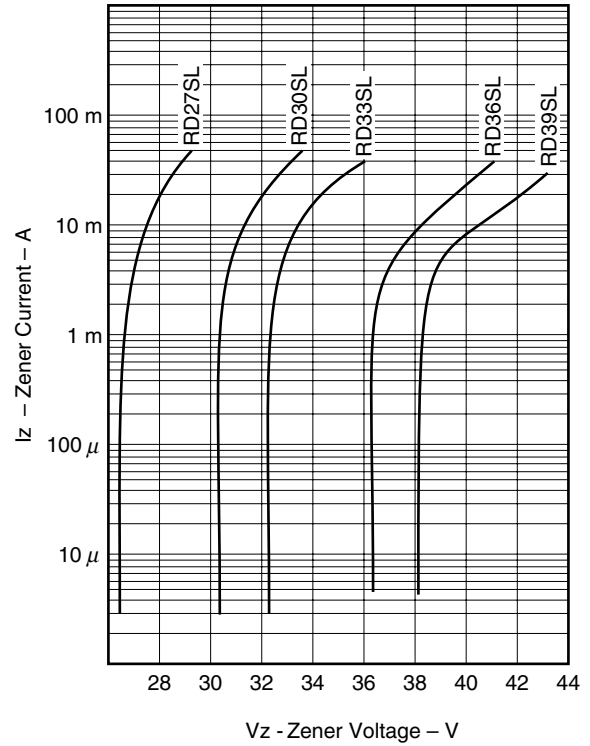


Fig. 6 ZENER VOLTAGE TEMPERATURE COEFFICIENT vs. ZENER VOLTAGE

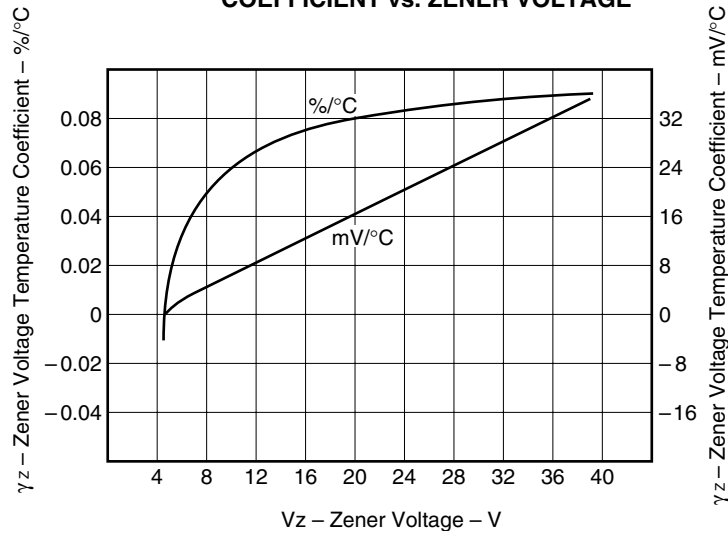


Fig.7 TRANSIENT THERMAL IMPEDANCE CHARACTERISTIC

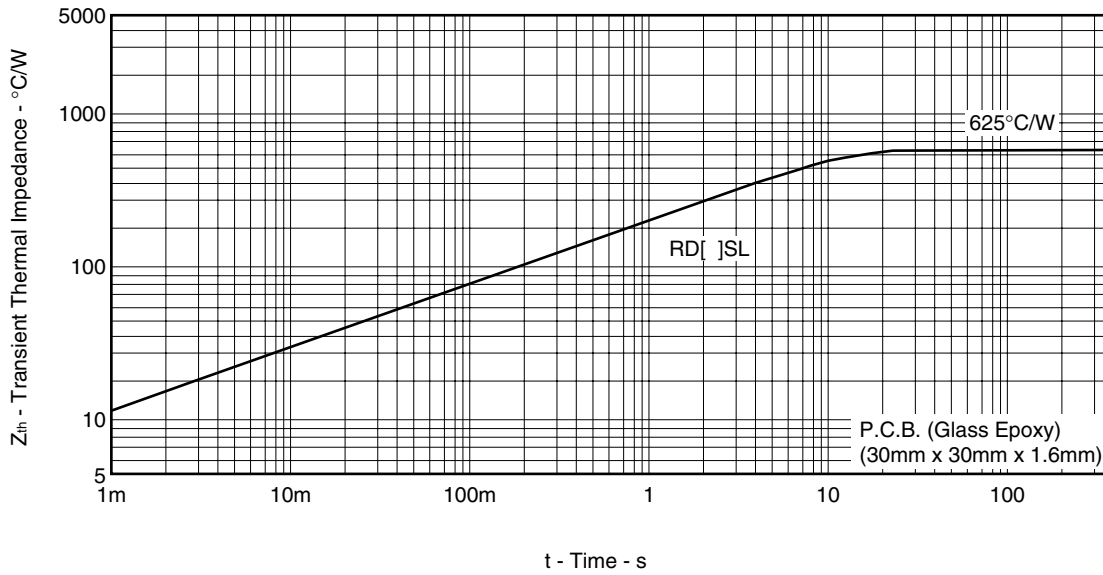
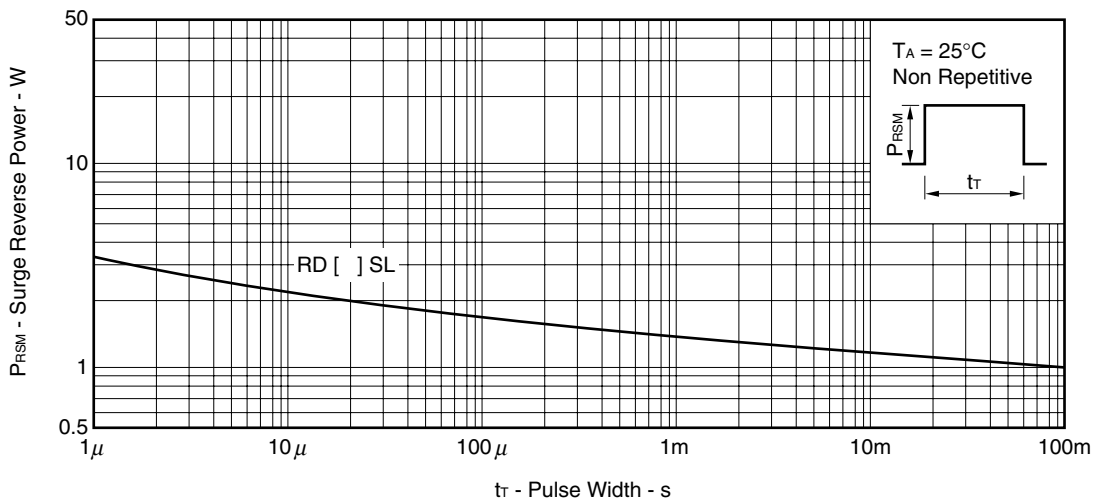


Fig.8 SURGE REVERSE POWER RATINGS



- **The information in this document is current as of April, 2003. The information is subject to change without notice. For actual design-in, refer to the latest publications of NEC Electronics data sheets or data books, etc., for the most up-to-date specifications of NEC Electronics products. Not all products and/or types are available in every country. Please check with an NEC Electronics sales representative for availability and additional information.**
- No part of this document may be copied or reproduced in any form or by any means without the prior written consent of NEC Electronics. NEC Electronics assumes no responsibility for any errors that may appear in this document.
- NEC Electronics does not assume any liability for infringement of patents, copyrights or other intellectual property rights of third parties by or arising from the use of NEC Electronics products listed in this document or any other liability arising from the use of such products. No license, express, implied or otherwise, is granted under any patents, copyrights or other intellectual property rights of NEC Electronics or others.
- Descriptions of circuits, software and other related information in this document are provided for illustrative purposes in semiconductor product operation and application examples. The incorporation of these circuits, software and information in the design of a customer's equipment shall be done under the full responsibility of the customer. NEC Electronics assumes no responsibility for any losses incurred by customers or third parties arising from the use of these circuits, software and information.
- While NEC Electronics endeavors to enhance the quality, reliability and safety of NEC Electronics products, customers agree and acknowledge that the possibility of defects thereof cannot be eliminated entirely. To minimize risks of damage to property or injury (including death) to persons arising from defects in NEC Electronics products, customers must incorporate sufficient safety measures in their design, such as redundancy, fire-containment and anti-failure features.
- NEC Electronics products are classified into the following three quality grades: "Standard", "Special" and "Specific".

The "Specific" quality grade applies only to NEC Electronics products developed based on a customer-designated "quality assurance program" for a specific application. The recommended applications of an NEC Electronics product depend on its quality grade, as indicated below. Customers must check the quality grade of each NEC Electronics product before using it in a particular application.

"Standard": Computers, office equipment, communications equipment, test and measurement equipment, audio and visual equipment, home electronic appliances, machine tools, personal electronic equipment and industrial robots.

"Special": Transportation equipment (automobiles, trains, ships, etc.), traffic control systems, anti-disaster systems, anti-crime systems, safety equipment and medical equipment (not specifically designed for life support).

"Specific": Aircraft, aerospace equipment, submersible repeaters, nuclear reactor control systems, life support systems and medical equipment for life support, etc.

The quality grade of NEC Electronics products is "Standard" unless otherwise expressly specified in NEC Electronics data sheets or data books, etc. If customers wish to use NEC Electronics products in applications not intended by NEC Electronics, they must contact an NEC Electronics sales representative in advance to determine NEC Electronics' willingness to support a given application.

(Note)

- (1) "NEC Electronics" as used in this statement means NEC Electronics Corporation and also includes its majority-owned subsidiaries.
- (2) "NEC Electronics products" means any product developed or manufactured by or for NEC Electronics (as defined above).