

RoHS Compliant Product

A suffix of "-C" specifies halogen & lead-free

SMA

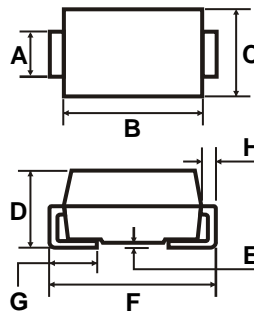
FEATURES

- * Ideal for surface mount applications
- * Easy pick and place
- * Built-in strain relief
- * Super low forward voltage drop



MECHANICAL DATA

- * Case: Molded plastic
- * Epoxy: UL 94V-0 rate flame retardant
- * Metallurgically bonded construction
- * Polarity: Color band denotes cathode end
- * Mounting position: Any
- * Weight: 0.063 grams



	Dimensions in Millimeters		Dimensions in Inches	
	A	1.25	1.65	0.049
B	3.99	4.60	0.157	0.181
C	2.50	2.90	0.098	0.114
D	1.98	2.44	0.078	0.096
E	0.051	0.203	0.002	0.008
F	4.78	5.28	0.188	0.208
G	0.76	1.52	0.030	0.060
H	0.152	0.305	0.006	0.012

MAXIMUM RATINGS AND ELECTRICAL CHARACTERISTICS

Rating 25°C ambient temperature unless otherwise specified.
Single phase half wave, 60Hz, resistive or inductive load.
For capacitive load, derate current by 20%.

TYPE NUMBER	SK12L	SK12LL	SK12SL	SK14L	SK14LL	SK14SL	UNITS
Maximum Recurrent Peak Reverse Voltage	20	20	20	40	40	40	V
Maximum RMS Voltage	14	14	14	28	28	28	V
Maximum DC Blocking Voltage	20	20	20	40	40	40	V
Maximum Average Forward Rectified Current	1.0						A
Peak Forward Surge Current, 8.3 ms single half sine-wave superimposed on rated load (JEDEC method)	35	45	70	45	70	90	A
Maximum Instantaneous Forward Voltage at 1.0A	0.36	0.32	0.29	0.38	0.34	0.31	V
Maximum DC Reverse Current $T_a=25^\circ\text{C}$	1.0						mA
at Rated DC Blocking Voltage $T_a=80^\circ\text{C}$	40						mA
Operating Temperature Range T_J	-25 ~ +80						°C
Storage Temperature Range T_{STG}	-50 ~ +125						°C

RATING AND CHARACTERISTIC CURVES (SK12L THRU SK14SL)

FIG.1-TYPICAL FORWARD CURRENT DERATING CURVE

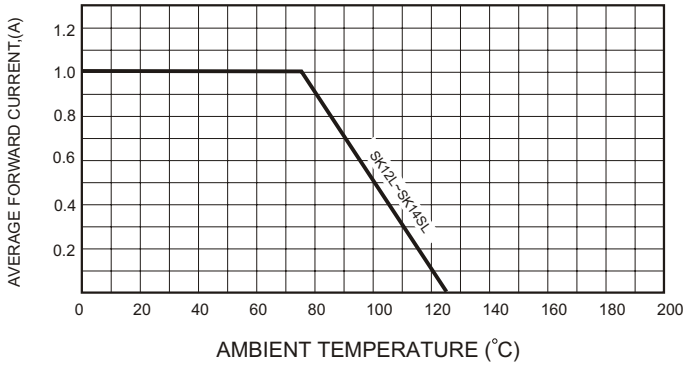


FIG.2-MAXIMUM NON-REPETITIVE FORWARD SURGE CURRENT

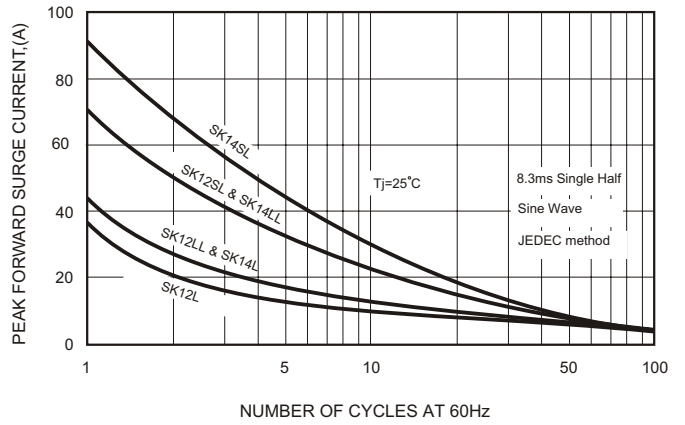


FIG.3-TYPICAL JUNCTION CAPACITANCE

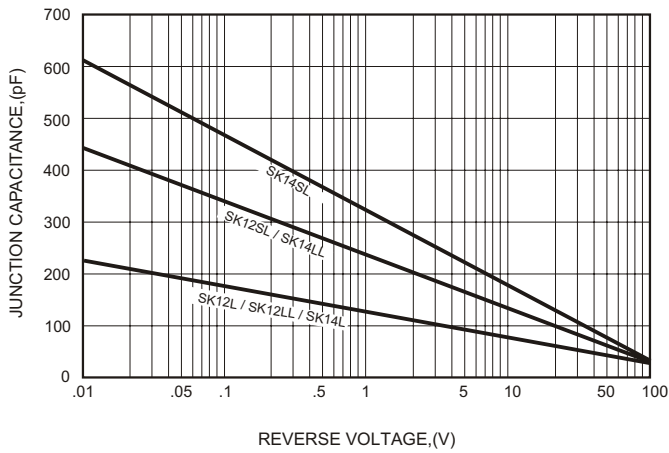


FIG.4 - TYPICAL REVERSE CHARACTERISTICS

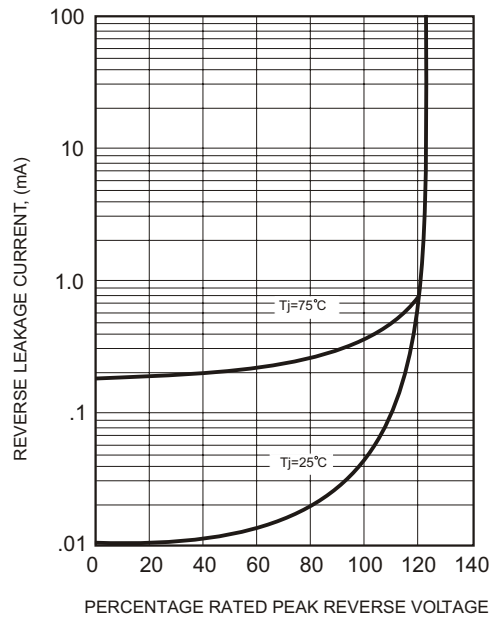


FIG. 5 (For SK12L)

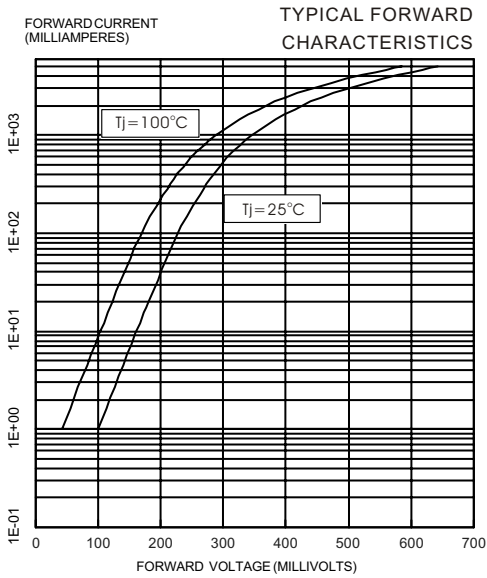


FIG. 6 (For SK12LL)

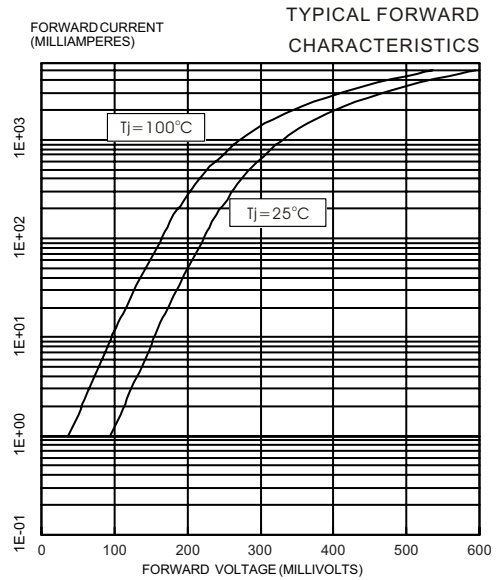


FIG. 7 (For SK12SL)

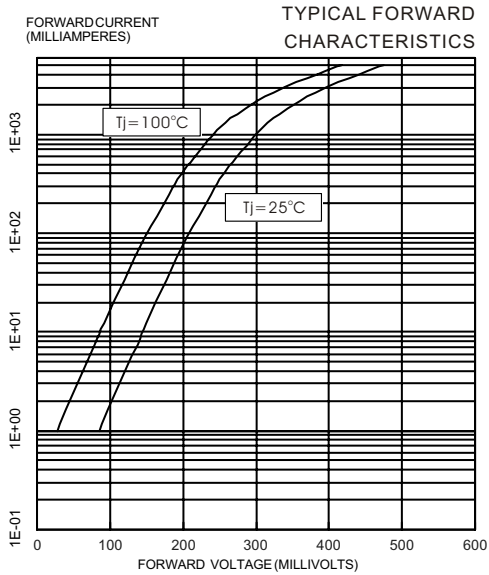


FIG. 8 (For SK14L)

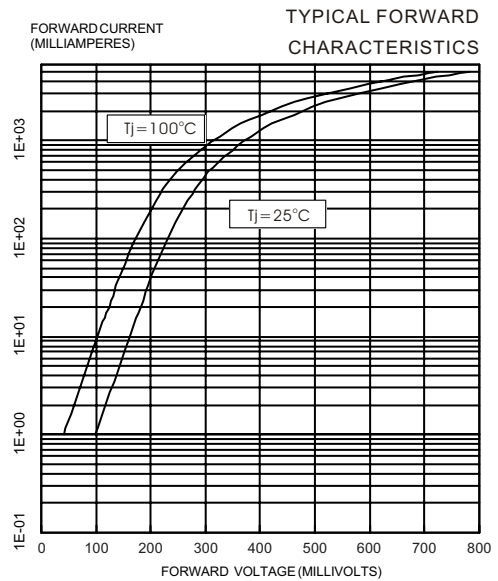


FIG. 9 (For SK14LL)

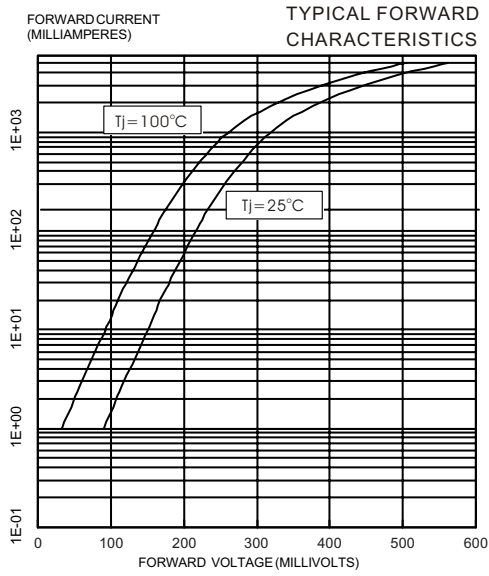


FIG. 10 (For SK14SL)

