

# SHINDENGEN

## General Purpose Rectifiers

## SMT Bridges

# S1WB(A)80

## 800V 1A

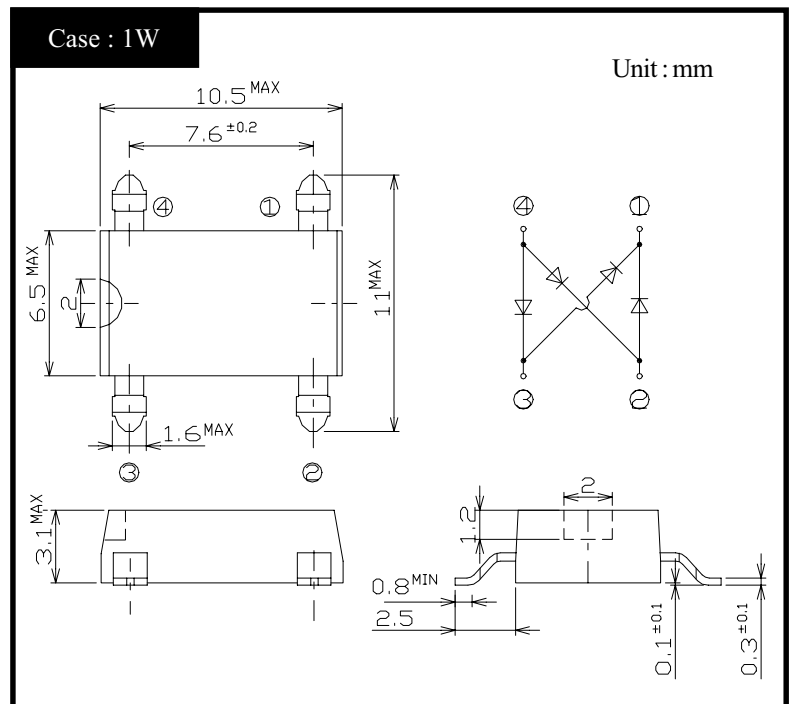
### FEATURES

- Small SMT
- High IFSM
- Applicable to Automatic Insertion

### APPLICATION

- Switching power supply
- Home Appliances, Office Equipment
- Telecommunication, Factory Automation

### OUTLINE DIMENSIONS



### RATINGS

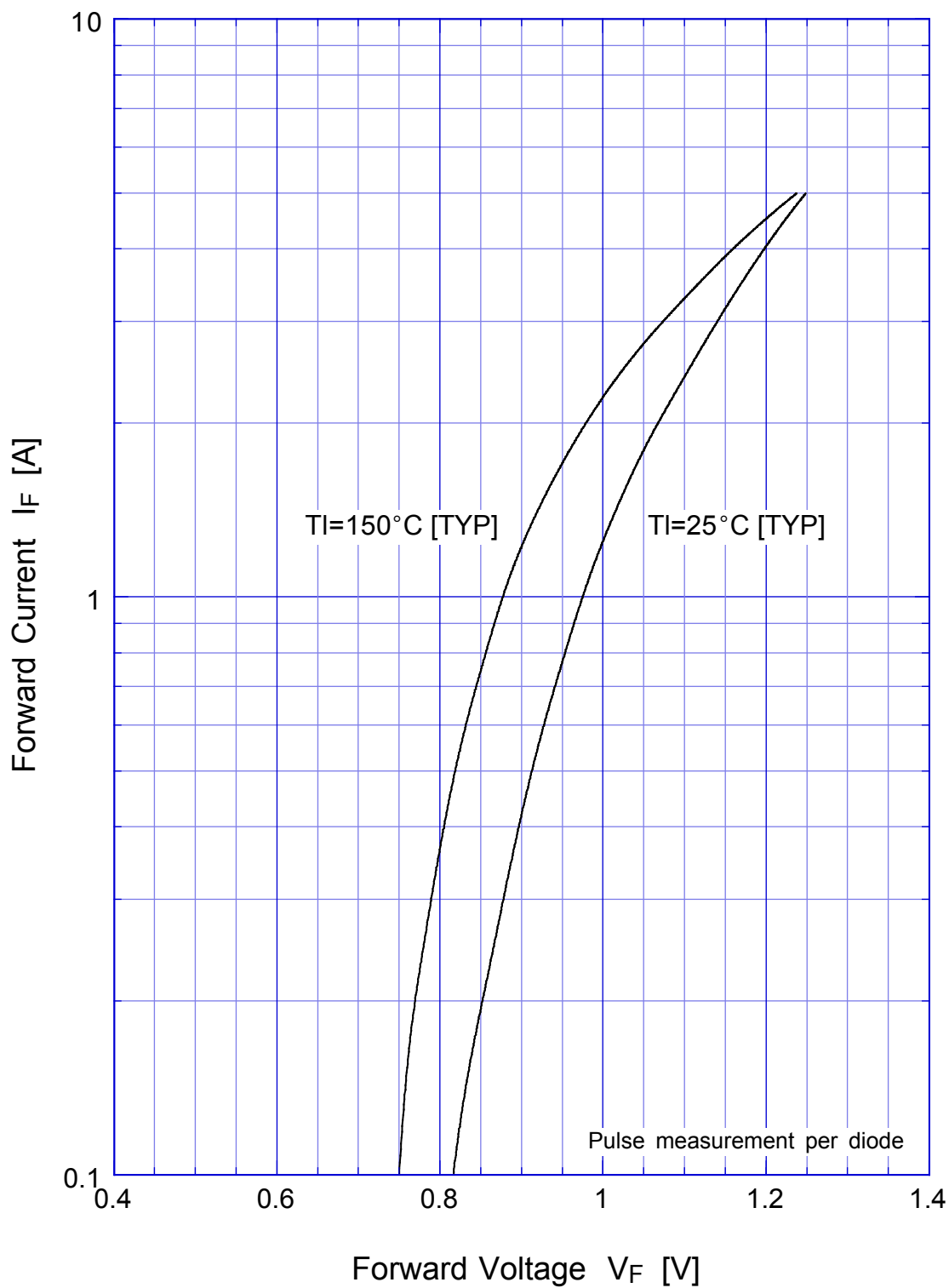
#### ● Absolute Maximum Ratings (If not specified $T_I=25^{\circ}\text{C}$ )

Item	Symbol	Conditions	Ratings	Unit
Storage Temperature	$T_{stg}$		-40~150	$^{\circ}\text{C}$
Operating Junction Temperature	$T_j$		150	$^{\circ}\text{C}$
Maximum Reverse Voltage	$V_{RM}$		800	V
Average Rectified Forward Current	$I_O$	50Hz sine wave, R-load, $T_a=25^{\circ}\text{C}$	1	A
Peak Surge Forward Current	$I_{FSM}$	50Hz sine wave, Non-repetitive 1 cycle peak value, $T_j=25^{\circ}\text{C}$	30	A
Current Squared Time	$I^2t$	$1\text{ms} \leq t < 10\text{ms}$ $T_j=25^{\circ}\text{C}$	4.5	$\text{A}^2\text{s}$

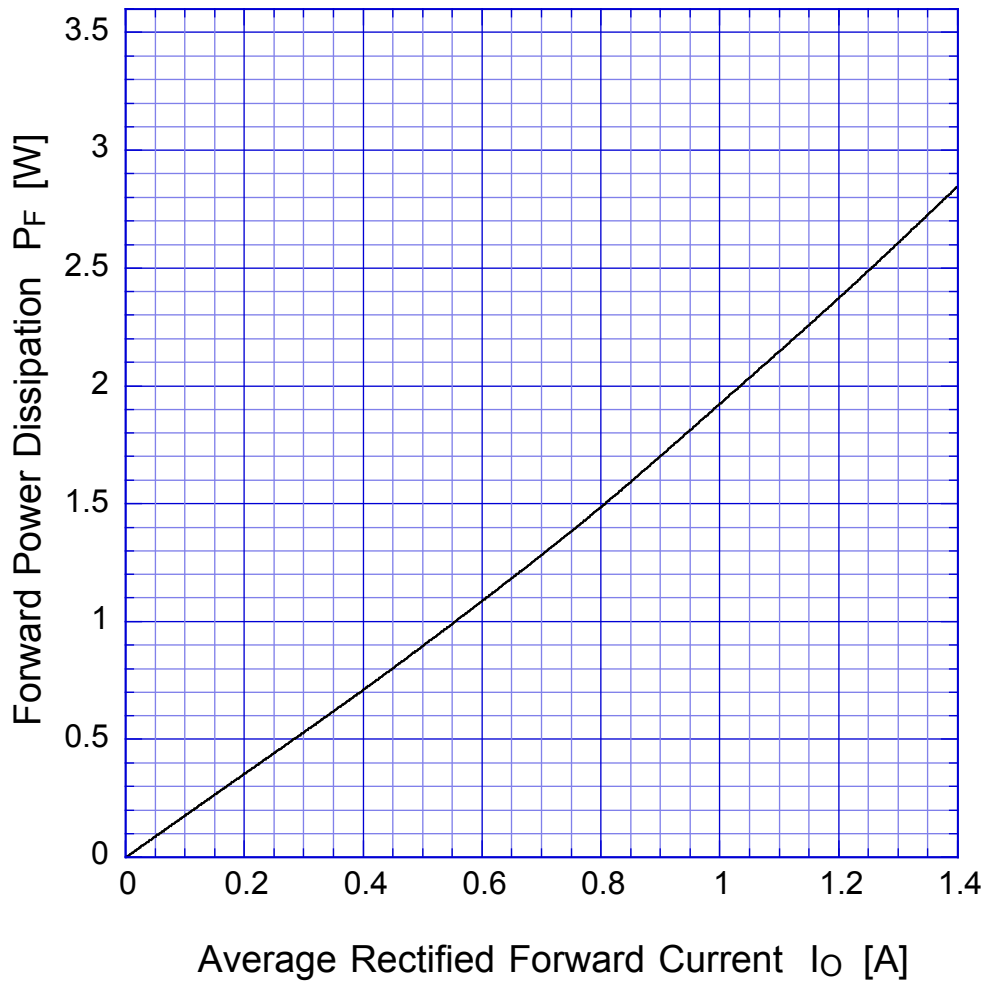
#### ● Electrical Characteristics (If not specified $T_I=25^{\circ}\text{C}$ )

Item	Symbol	Conditions	Ratings	Unit
Forward Voltage	$V_F$	$I_F=0.5\text{A}$ , Pulse measurement, Rating of per diode	Max.1.0	V
Reverse Current	$I_R$	$V_R=V_{RM}$ , Pulse measurement, Rating of per diode	Max.10	$\mu\text{A}$
Thermal Resistance	$\theta_{jl}$	junction to lead	Max.10	$^{\circ}\text{C}/\text{W}$
	$\theta_{ja}$	junction to ambient	Max.65	

# S1WB(A)x Forward Voltage



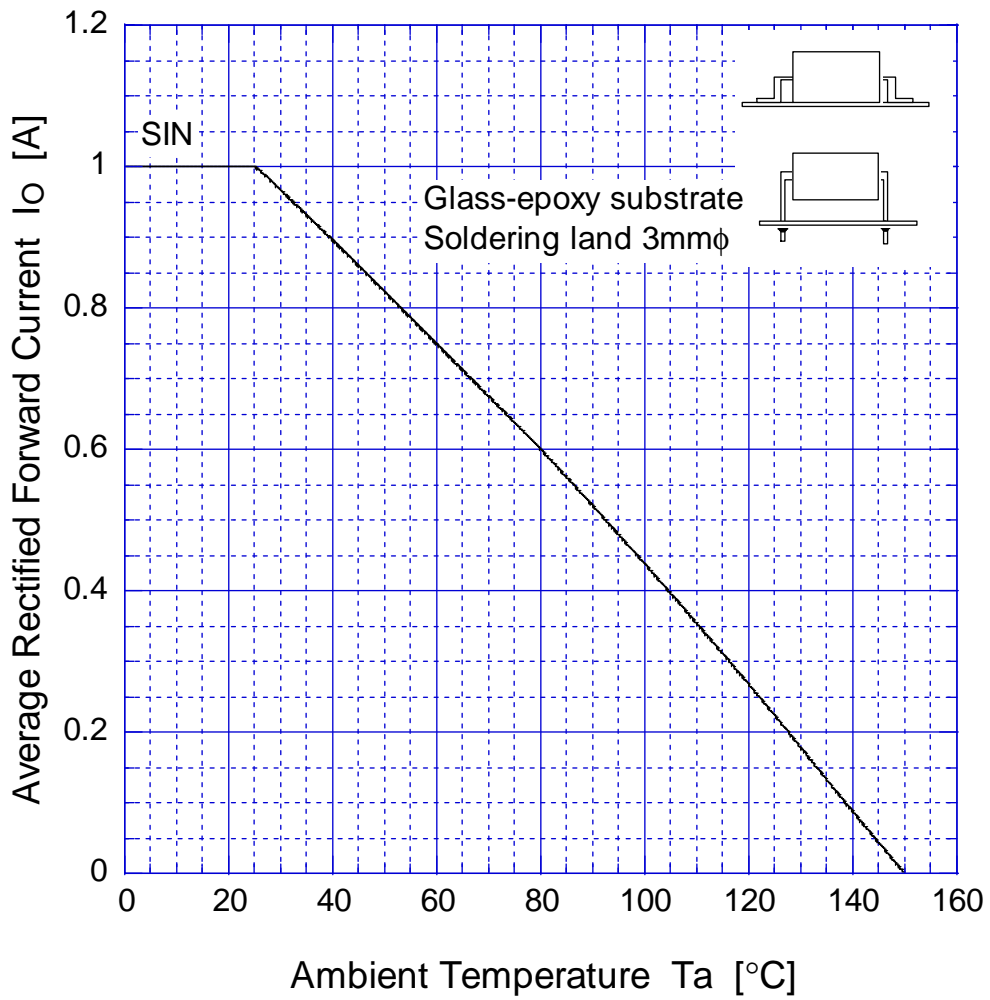
## S1WB(A)x Forward Power Dissipation



$T_j = 150^\circ\text{C}$   
Sine wave

# S1WB(A)x

# Derating Curve



Sine wave  
R-load  
Free in air

# S1WB(A)x

## Peak Surge Forward Capability

