

Raychem Fast Acting Surface-Mount Fuses

PRELIMINARY DATA

Benefits

- Small size with high current ratings
- Excellent temperature stability
- High reliability and resilience
- Strong arc suppression characteristics

Features

- Monolithic, multilayer design
- Lead-free construction
- High temperature performance
- -55° to +125°C operating range

Applications

- Laptops
- Digital cameras
- Cell phones
- Printers
- DVD players
- Portable electronics
- Game systems
- LCD displays
- Scanners



Clear Time Characteristics (Fast Acting):

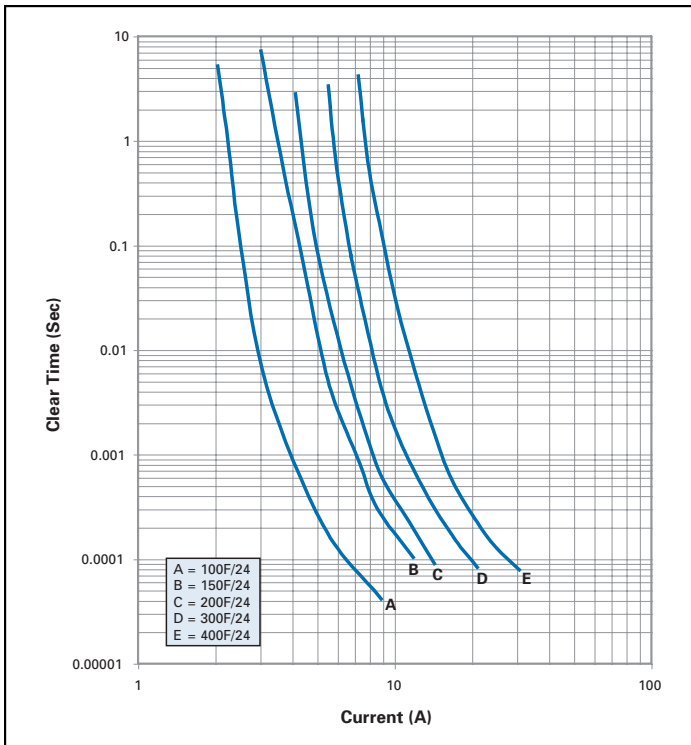
% of rated current	Clear time at 25°C
100%	4 hours min.
250%	5 seconds max.
400%	0.05 seconds max.

Agency Approvals:

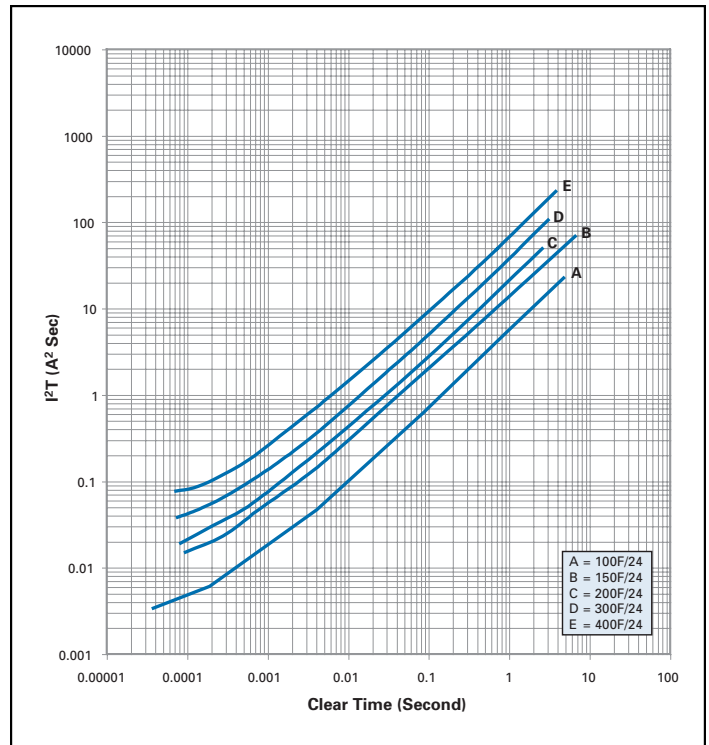
UL File# E197536

Family	Shape and Dimensions Inch (mm)	Recommended Land Patterns Inch (mm)	Part Number	Typical Electrical Characteristics ¹		Max Interrupt Ratings ¹	
				Rated Current (A)	Nominal Cold DCR ² (Ω)	Voltage (V _{DC})	Current (A)
0402 (1005mm) Fast Acting Surface-mount Chip Fuses			Coming Soon 0402SFF025F/24	0.25	TBD	24	35
			Coming Soon 0402SFF038F/24	0.38	TBD		
			Coming Soon 0402SFF050F/24	0.50	TBD		
			Coming Soon 0402SFF075F/24	0.75	TBD		
			0402SFF100F/24	1.00	0.125		
			0402SFF150F/24	1.50	0.057		
			0402SFF200F/24	2.00	0.041		
			0402SFF300F/24	3.00	0.028		
			0402SFF400F/24	4.00	0.018		
			0603 (1608mm) Fast Acting Surface-mount Chip Fuses				
Coming Soon 0603SFF038F/32	0.38	TBD					
Coming Soon 0603SFF050F/32	0.50	TBD					
Coming Soon 0603SFF075F/32	0.75	TBD					
0603SFF100F/32	1.00	0.140					
0603SFF150F/32	1.50	0.070					
0603SFF200F/32	2.00	0.052					
0603SFF250F/32	2.50	0.035					
0603SFF300F/32	3.00	0.027					
0603SFF350F/32	3.50	0.025					
0603SFF400F/32	4.00	0.019					
0603SFF500F/32	5.00	0.014					
0603SFF600F/24	6.00	0.012	24				
1206 (3216mm) Fast Acting Surface-mount Chip Fuses			Coming Soon 1206SFF025F/125	0.25	TBD	63	50
			Coming Soon 1206SFF038F/125	0.38	TBD		
			Coming Soon 1206SFF050F/63	0.50	TBD		
			Coming Soon 1206SFF075F/63	0.75	TBD		
			1206SFF100F/63	1.00	0.220		
			1206SFF150F/63	1.50	0.120		
			1206SFF175F/63	1.75	0.100		
			1206SFF200F/63	2.00	0.050		
			1206SFF250F/32	2.50	0.037		
			1206SFF300F/32	3.00	0.032		
1206SFF400F/32	4.00	0.022					
1206SFF500F/32	5.00	0.018					
Coming Soon 1206SFF600F/24	6.00	TBD	32	45			
Coming Soon 1206SFF700F/24	7.00	TBD					
Coming Soon 1206SFF800F/24	8.00	TBD					

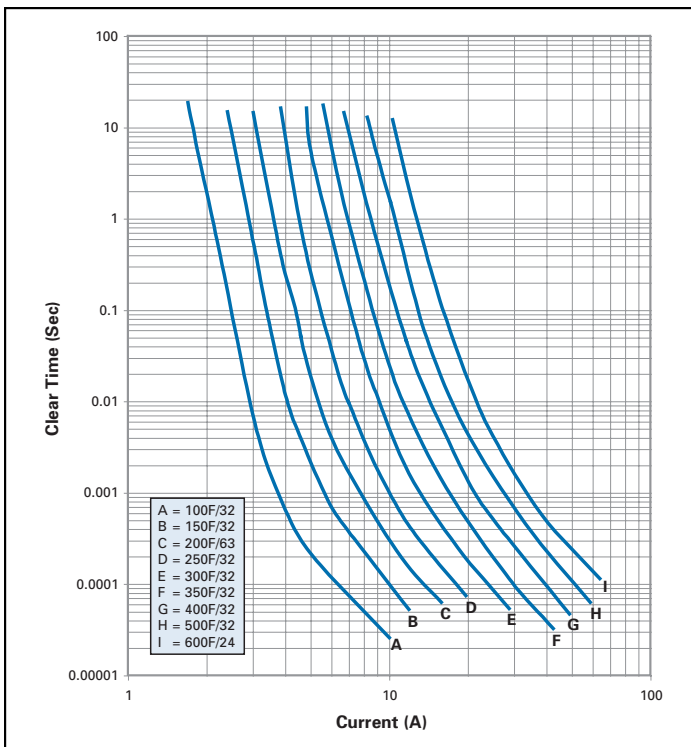
0402SFF Family Average Clear Time



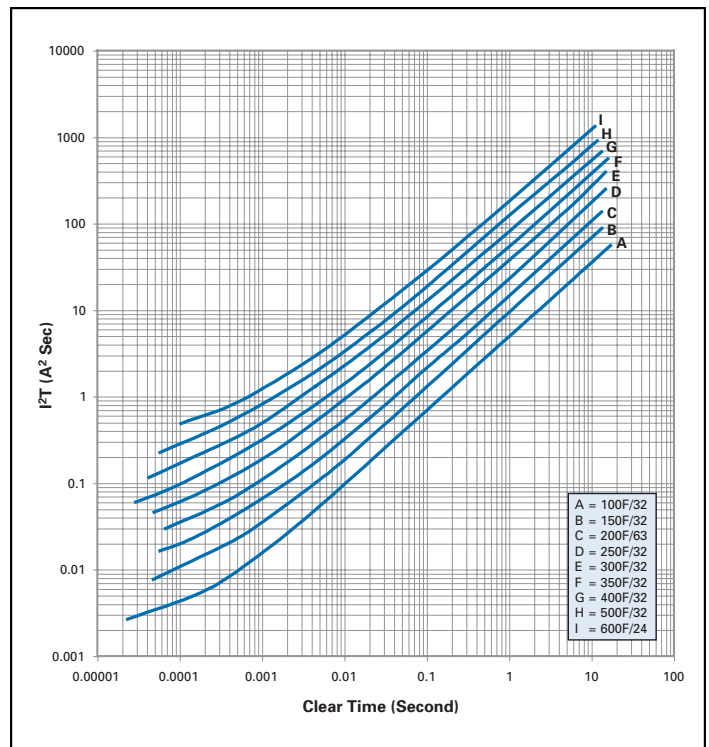
0402SFF Family I²T vs. Clear Time



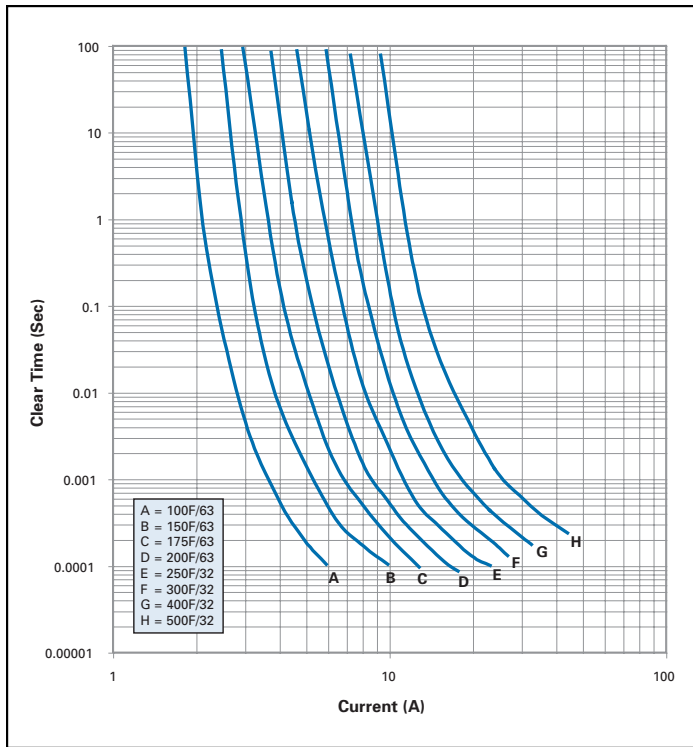
0603SFF Family Average Clear Time



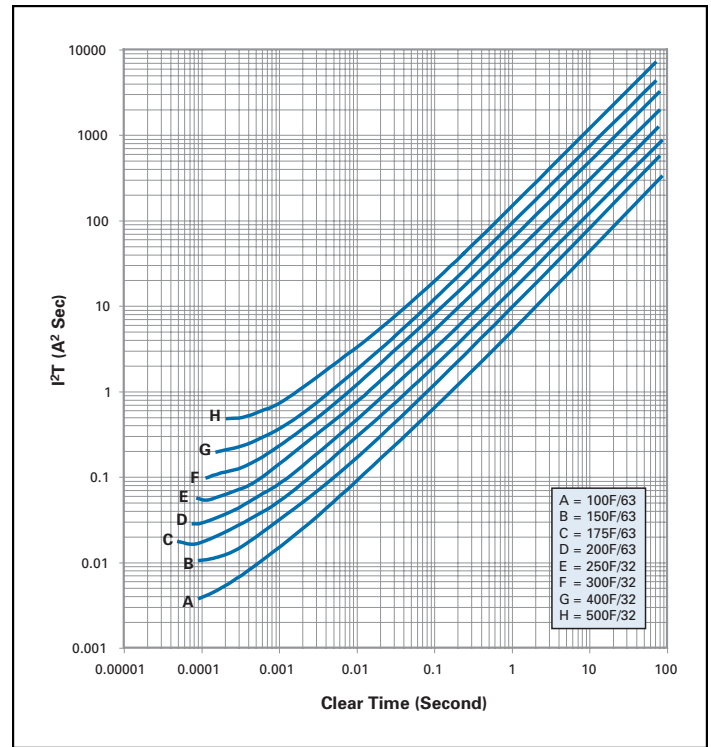
0603SFF Family I²T vs. Clear Time



1206SFF Family Average Clear Time



1206SFF Family I²T vs. Clear Time

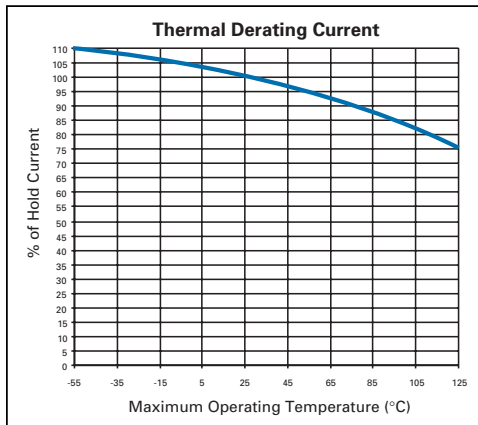


Environmental Specifications

Operating Temperature:	-55°C to +125°C
Mechanical Vibration:	Withstands 5-3000 Hz at 30 Gs when evaluated per Method 204 of MIL-STD-202
Mechanical Shock:	Withstands 1500 Gs, 0.5 millisecond half-sine pulses when evaluated per Method 213 of MIL-STD-202
Thermal Shock:	Withstands 100 cycles from -65°C to +125°C when evaluated per Method 107 of MIL-STD-202
Resistance to Soldering Heat:	Withstands 60 seconds at +260°C when evaluated per Method 210 of MIL-STD-202
Solderability:	Meets 95% minimum coverage requirement when evaluated per Method 208 of MIL-STD-202
Moisture Resistance:	Withstands 10 cycles when evaluated per Method 106 of MIL-STD-202
Salt Spray:	Withstands 48-hour exposure when evaluated per Method 101 of MIL-STD-202

Material Specifications

Construction Body Material:	Ceramic
Termination Material:	Silver, Nickel, Tin
Fuse Element:	Silver
Terminal Strength:	Hanging test: 0603: 0.5kg 30 seconds; 1206 1.5kg, 30 seconds; 0402 part types meet 2-pound push test



Electrical Specifications

Insulation Resistance after Opening:	20,000 ohms minimum
Current Carrying Capacity:	Withstands 100% rated current at +25°C ambient for 4 hours when evaluated per MIL-PRF-23419

Packaging Specifications

Chip Size	Parts on 7-inch (178 mm) Reel
0402 (1005)	10,000
0603 (1608)	4,000
1206 (3216)	3,000

Worldwide Headquarters

308 Constitution Drive, MS R21/2A
Menlo Park, CA USA 94025-1164
Tel (800) 227-7040
(650) 361-6900
Fax (650) 361-2508

www.circuitprotection.com
www.circuitprotection.com.hk (Chinese)
www.raychem.co.jp/polyswitch (Japanese)

South America**Argentina**

Tel 54-11-4394-5150
Fax 54-11-4326-9985

Brazil

Tel 55-11-5181-4788
Fax 55-11-5181-4790

Chile

Tel 56-2-209-8211
Fax 56-2-223-1477

Colombia

Tel 57-1-218-2460
Fax 57-1-218-2472

Peru

Tel 51-1-221-4165
Fax 51-1-421-0368

Uruguay

Tel 59-8-982-2428
Fax 59-8-982-2430

Venezuela

Tel 58-2-242-6475
Fax 58-2-241-8260

Europe**UK/EIRE/****Nordic Countries**

Tel (32) 16-352028
Fax (32) 16-351319

**Germany/Austria/
Switzerland/****Eastern Europe**

Tel (49) 89-6089386
Fax (49) 89-6089394

**France/Benelux/
Italy/Iberia**

Tel (33) 1-34202114
Fax (33) 1-34202324

Other Countries

Tel (32) 16-351321
Fax (32) 16-351319

Asia/Pacific**China, Beijing**

Tel 86-10-6581-5606
Fax 86-10-6581-5608

China, Guangzhou

Tel 86-20-8330-9933
Fax 86-20-8385-6139

China, Hong Kong

Tel 852-2738-3401
Fax 852-2735-1185

China, Shanghai

Tel 86-21-6485-3288
Fax 86-21-6485-5109

India, Bangalore

Tel 91-80-5112-1776
Fax 91-80-2558-6039

Japan

Tel 81-44-900-5110
Fax 81-44-900-5140

Korea

Tel 82-2-3415-4654
Fax 82-2-3486-1786

Malaysia

Tel 6-04-611-2119
Fax 6-04-644-9521

Australia/Philippines

Tel 63-2-848-0171
Fax 63-2-867-8661

Singapore

Tel 65-6416-4205
Fax 65-6484-0661

Taiwan

Tel 886-2-2662-9788
Fax 886-2-2662-4684

Thailand

Tel 66-1-875-5758
Fax 66-2-617-1939

All information, including illustrations, is believed to be reliable. Users, however, should independently evaluate the suitability of each product for their application. Tyco Electronics Corporation makes no warranties as to the accuracy or completeness of the information, and disclaims any liability regarding its use. Tyco Electronics' only obligations are those in the Company's Standard Terms and Conditions of Sale for this product, and in no case will Tyco Electronics be liable for any incidental, indirect, or consequential damages arising from the sale, resale, use or misuse of the product. Specifications are subject to change without notice. In addition, Tyco Electronics reserves the right to make changes—without notification to Buyer—to materials or processing that do not affect compliance with any applicable specification.