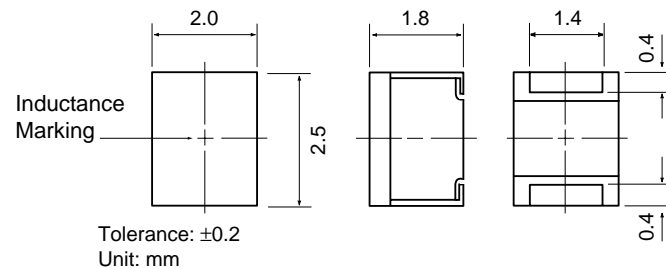


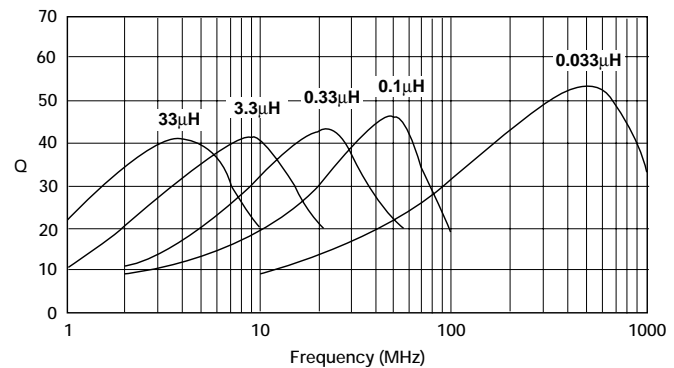
The FSLU2520 Series is a ferrite core wirewound surface mount chip inductor which conforms to the EIA standard 1008 footprint. Its proprietary welded termination architecture offers superior reliability and high heat-resistance for flow and reflow soldering capability. It is recommended for general signal conditioning, RF or IF filtering applications, or as matching elements.



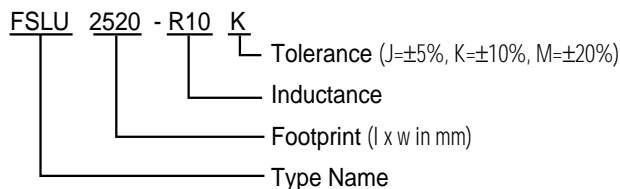
### Features

- Inductance Range: 0.010 $\mu$ H ~ 0.082 $\mu$ H
- Temperature Range: -40°C to +85°C
- Typical max Q: 40 ~ 50
- Proprietary wire-wound structure with welded terminations offers high reliability
- Superior solderability and high heat-resistance for flow and reflow soldering
- Miniature size: 1008 footprint (2.0mm x 2.5mm)
- S-parameter data available upon request
- Packaged on tape and reel in 2,000 piece quantity

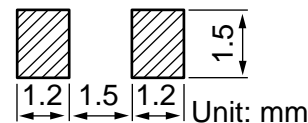
### Q-Frequency Characteristics



### Part Numbering



### Recommended patterns:



## STANDARD PARTS SELECTION GUIDE

### TYPE FSLU2520

TOKO Part Number	Lo ( $\mu$ H)	Inductance Tolerance *	Q Min.	Test Frequency (MHz)	DC Resistance ( $\Omega$ ) Max.	Rated DC Current (mA) Max	Self Resonant Frequency (MHz) Min.
FSLU2520-10N_*	0.010	M, K	15	100	0.15	730	2300
FSLU2520-12N_*	0.012	M, K	15	100	0.17	690	2100
FSLU2520-15N_*	0.015	M, K	15	100	0.19	660	2000
FSLU2520-18N_*	0.018	M, K	15	100	0.20	600	1750
FSLU2520-22N_*	0.022	M, K	15	100	0.21	550	1550
FSLU2520-27N_*	0.027	M, K	15	100	0.25	520	1400
FSLU2520-33N_*	0.033	M, K	20	100	0.29	480	1200
FSLU2520-39N_*	0.039	M, K	20	100	0.32	460	1100
FSLU2520-47N_*	0.047	M, K	20	100	0.34	440	1000
FSLU2520-56N_*	0.056	M, K	20	100	0.37	420	900
FSLU2520-68N_*	0.068	M, K	20	100	0.41	400	850
FSLU2520-82N_*	0.082	M, K	20	100	0.42	390	700

\* Add tolerance to part number: K = ±10%, M = ±20%

Note: Add **P2** to part number for tape and reel.