

# Band switching diode

## DAN235E / DAN235U

●Applications

High frequency switching

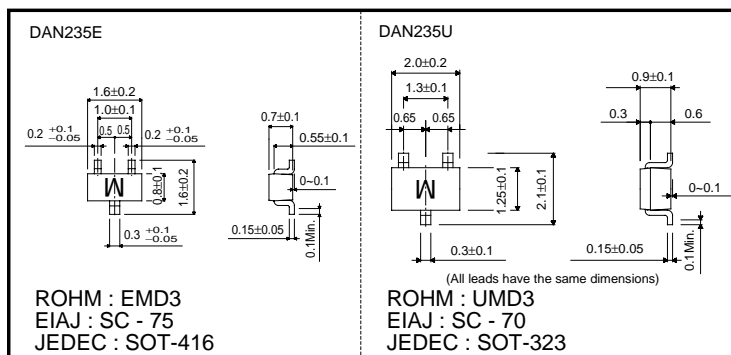
●Features

- 1) Small surface mounting type.  
(EMD3, UMD3)
- 2) High reliability.

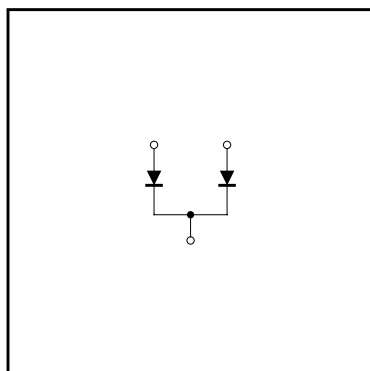
●Construction

Silicon epitaxial planar

●External dimensions (Units : mm)



●Circuit



●Absolute maximum ratings (Ta=25°C)

Parameter	Symbol	Limits	Unit
DC reverse voltage	V <sub>R</sub>	35	V
Power dissipation	P <sub>d</sub>	150	mW
Junction temperature	T <sub>j</sub>	125	°C
Storage temperature	T <sub>stg</sub>	-55~+125	°C

Diodes

●Electrical characteristics (Ta=25°C)

Parameter	Symbol	Min.	Typ.	Max.	Unit	Conditions
Forward voltage	$V_F$	–	0.85	1.0	V	$I_F=10\text{mA}$
Reverse current	$I_R$	–	0.01	10	nA	$V_R=25\text{V}$
Capacitance between terminals	$C_T$	–	0.87	1.2	pF	$V_R=6\text{V}$ , $f=1\text{MHz}$
Forward operating resistance	$r_F$	–	0.65	0.9	$\Omega$	$I_F=2\text{mA}$ , $f=100\text{MHz}$

●Electrical characteristic curves (Ta=25°C)

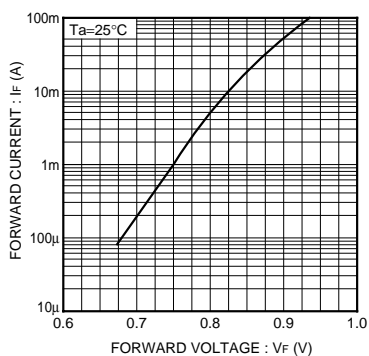


Fig. 1 Forward characteristics

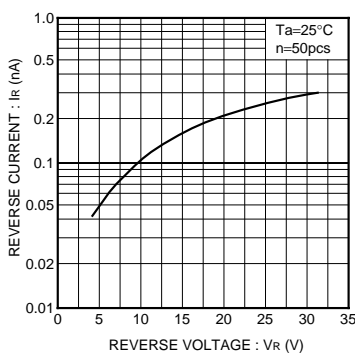


Fig. 2 Reverse characteristics

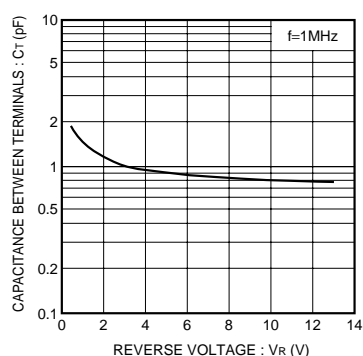


Fig. 3 Capacitance between terminals characteristics

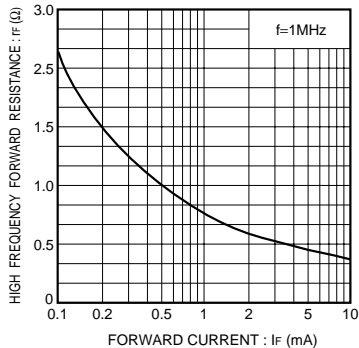


Fig. 4 Forward operating resistance characteristics

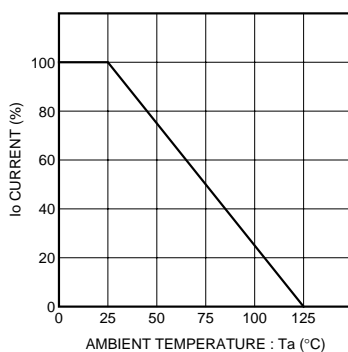


Fig. 5 Derating curve (mounting on glass epoxy PCBs)