

4-1 Rectifier Diodes

●Surface-Mount

V _{RM} (V)	I _F (AV) (A) <small>Values in parentheses are for the products with heatsinks</small>	Package	Part Number	I _{FSM} (A)	T _j (°C)	T _{stg} (°C)	V _F (V) max	I _F (A)	I _R (μA)	I _{R(H)} (μA)	T _a (°C)	R _{th(j-l)} R _{th(j-c)} (°C/W)	Mass (g)
				50Hz <small>Single Half Sine Wave</small>					V _R =V _{RM} max	V _R =V _{RM} max			
200	0.9	Surface-Mount (SFP)	SFPM-52	30	-40 to +150		1.00	1.0	10	50	100	20	0.072
	1.0	Surface-Mount (SFP)	SFPM-62	45	-40 to +150		0.98	1.0	10	50	100	20	0.072
	1.0	Surface-Mount (SJP)	SJPM-D2*	30	-40 to +150		1.00	1.0	10	50	100	20	0.072
	1.5	Surface-Mount (SJP)	SJPM-F2*	45	-40 to +150		1.00	1.5	10	50	100	20	0.072
400	0.9	Surface-Mount (SFP)	SFPM-54	30	-40 to +150		1.00	1.0	10	50	100	20	0.072
	1.0	Surface-Mount (SFP)	SFPM-64	45	-40 to +150		0.98	1.0	10	50	100	20	0.072
	1.0	Surface-Mount (SJP)	SJPM-D4*	30	-40 to +150		1.00	1.0	10	50	100	20	0.072
	2.0	Surface-Mount (SJP)	SJPM-H4	45	-40 to +150		1.05	2.0	10	50	100	20	0.072

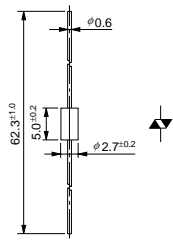
*: Under Development

●Thru-hole

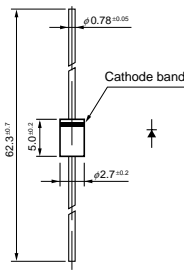
V _{RM} (V)	I _F (AV) (A) <small>Values in parentheses are for the products with heatsinks</small>	Package Axial <small>(Body Diameter/Lead Diameter)</small>	Part Number	I _{FSM} (A)	T _j (°C)	T _{stg} (°C)	V _F (V) max	I _F (A)	I _R (μA)	I _{R(H)} (μA)	T _a (°C)	R _{th(j-l)} R _{th(j-c)} (°C/W)	Mass (g)
				50Hz <small>Single Half Sine Wave</small>					V _R =V _{RM} max	V _R =V _{RM} max			
100	1.0	Axial(φ2.7/φ0.78)	EM 1Y	45	-40 to +150		0.97	1.0	10	50	100	17	0.3
	1.7(3.0)	Axial(φ6.5/φ1.4)	RM 4Y	200	-40 to +150		0.95	3.0	10	50	100	8	1.2
200	1.0	Axial(φ2.4/φ0.6)	AM01Z	35	-40 to +150		0.98	1.0	10	50	100	22	0.13
	1.0	Axial(φ2.7/φ0.6)	EM01Z	45	-40 to +150		0.97	1.0	10	50	100	20	0.2
	1.0	Axial(φ2.7/φ0.78)	EM 1Z	45	-40 to +150		0.97	1.0	10	50	100	17	0.3
	1.0	Axial(φ4.0/φ0.78)	RM 1Z	50	-40 to +150		0.95	1.0	5	50	100	15	0.4
	1.2	Axial(φ4.0/φ0.98)	RO 2Z	80	-40 to +150		0.92	1.5	10	50	100	12	0.61
	1.2	Axial(φ4.0/φ0.98)	RM 2Z	100	-40 to +150		0.91	1.5	10	50	100	12	0.6
	1.5	Axial(φ4.0/φ0.78)	RM 10Z	120	-40 to +150		0.91	1.5	10	50	100	15	0.4
	1.7(3.0)	Axial(φ6.5/φ1.4)	RM 4Z	200	-40 to +150		0.95	3.0	10	50	100	8	1.2
	10	TO-220F(Center-tap)	FMM-22S, R	100	-40 to +150		1.10	5.0	10	100	100	4.0	2.1
400	1.0	Axial(φ2.4/φ0.6)	AM01	35	-40 to +150		0.98	1.0	10	50	100	22	0.13
	1.0	Axial(φ2.7/φ0.6)	EM01	45	-40 to +150		0.97	1.0	10	50	100	20	0.2
	1.0	Axial(φ2.7/φ0.78)	EM 1	45	-40 to +150		0.97	1.0	10	50	100	17	0.3
	1.0	Axial(φ4.0/φ0.78)	RM 1	50	-40 to +150		0.95	1.0	5	50	100	15	0.4
	1.2	Axial(φ2.7/φ0.78)	EM 2	80	-40 to +150		0.92	1.2	10	50	100	17	0.3
	1.2	Axial(φ4.0/φ0.98)	RO 2	80	-40 to +150		0.92	1.5	10	50	100	12	0.61
	1.2	Axial(φ4.0/φ0.98)	RM 2	100	-40 to +150		0.91	1.5	10	50	100	12	0.6
	1.2	Axial(φ4.0/φ0.78)	RM 10	150	-40 to +150		0.91	1.5	10	50	100	15	0.4
	2.5	Axial(φ5.2/φ1.2)	RM 3	150	-40 to +150		0.95	2.5	10	100	150	10	1.0
	1.7(3.0)	Axial(φ6.5/φ1.4)	RM 4	200	-40 to +150		0.95	3.0	10	50	100	8	1.2
10	TO-220F(Center-tap)	FMM-24S, R	100	-40 to +150		1.10	5.0	10	100	100	4.0	2.1	
600	1.0	Axial(φ2.4/φ0.6)	AM01A	35	-40 to +150		0.98	1.0	10	50	100	22	0.13
	1.0	Axial(φ2.7/φ0.6)	EM01A	45	-40 to +150		0.97	1.0	10	50	100	20	0.2
	1.0	Axial(φ2.7/φ0.78)	EM 1A	45	-40 to +150		0.97	1.0	10	50	100	17	0.3
	1.0	Axial(φ4.0/φ0.78)	RM 1A	50	-40 to +150		0.95	1.0	5	50	100	15	0.4
	1.2	Axial(φ2.7/φ0.78)	EM 2A	80	-40 to +150		0.92	1.2	10	50	100	17	0.3
	1.2	Axial(φ4.0/φ0.98)	RO 2A	80	-40 to +150		0.92	1.5	10	50	100	12	0.61
	1.2	Axial(φ4.0/φ0.78)	RM 11A	100	-40 to +150		0.92	1.5	10	50	100	15	0.4
	1.2	Axial(φ4.0/φ0.98)	RM 2A	100	-40 to +150		0.91	1.5	10	50	100	12	0.6
	1.2	Axial(φ4.0/φ0.78)	RM 10A	150	-40 to +150		0.91	1.5	10	50	100	15	0.4
	2.5	Axial(φ5.2/φ1.2)	RM 3A	150	-40 to +150		0.95	2.5	10	100	100	10	1.0
	1.7(3.0)	Axial(φ6.5/φ1.4)	RM 4A	200	-40 to +150		0.95	3.0	10	50	100	8	1.2
	1.8(3.2)	Axial(φ6.5/φ1.4)	RM 4AM	350	-40 to +150		0.92	3.5	10	50	100	8	1.2
	10	TO-220F(Center-tap)	FMM-26S, R	100	-40 to +150		1.10	5.0	10	100	100	4.0	2.1
800	0.8	Axial(φ4.0/φ0.78)	RM 1B	40	-40 to +150		1.2	1.0	5	50	100	15	0.4
	1.0	Axial(φ2.7/φ0.78)	EM 1B	35	-40 to +150		0.97	1.0	20	100	100	17	0.3
	1.2	Axial(φ2.7/φ0.78)	EM 2B	80	-40 to +150		0.92	1.2	10	50	100	17	0.3
	1.2	Axial(φ4.0/φ0.98)	RO 2B	80	-40 to +150		0.92	1.5	10	50	100	12	0.61
	1.2	Axial(φ4.0/φ0.78)	RM 11B	100	-40 to +150		0.92	1.5	10	50	100	15	0.4
	1.2	Axial(φ4.0/φ0.98)	RM 2B	100	-40 to +150		0.91	1.5	10	50	100	12	0.6
	1.2	Axial(φ4.0/φ0.78)	RM 10B	150	-40 to +150		0.91	1.5	10	50	100	15	0.4
	2.5	Axial(φ5.2/φ1.2)	RM 3B	150	-40 to +150		0.95	2.5	10	100	150	10	1.0
1.7(3.0)	Axial(φ6.5/φ1.4)	RM 4B	150	-40 to +150		0.95	3.0	10	50	100	8	1.2	

• No. 13 Axial ($\phi 2.7/\phi 0.6$)

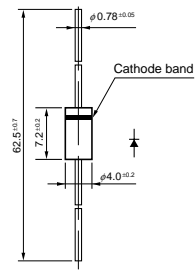
Silicon Varistors (Symmetrical)



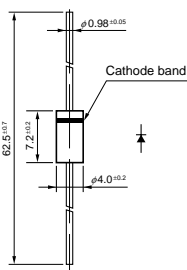
• No. 14 Axial ($\phi 2.7/\phi 0.78$)



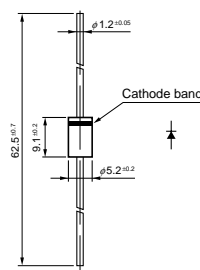
• No. 15 Axial ($\phi 4.0/\phi 0.78$)



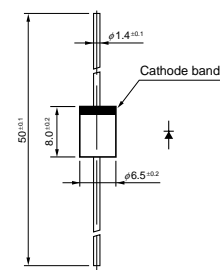
• No. 16 Axial ($\phi 4.0/\phi 0.98$)



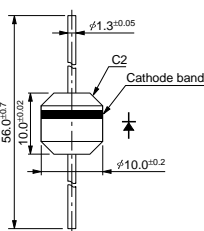
• No. 17 Axial ($\phi 5.2/\phi 1.2$)



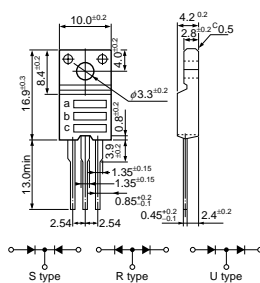
• No. 18 Axial ($\phi 6.5/\phi 1.4$)



• No. 19 Axial ($\phi 10.0/\phi 1.3$)

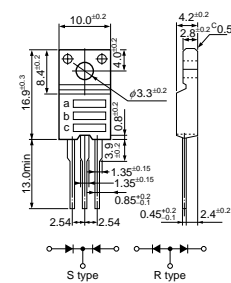


• No. 20 TO-220F (Two Elements)



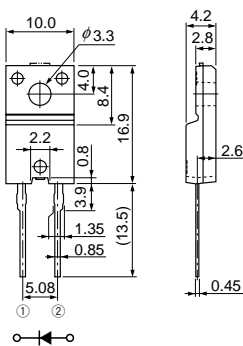
a: Part Number
b: Polarity
c: Lot No.

• No. 21 TO-220F (Center-tap)

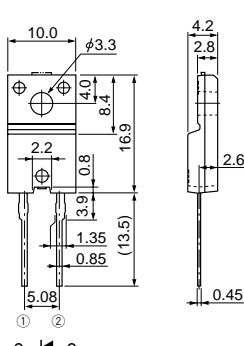


a: Part Number
b: Polarity
c: Lot No.

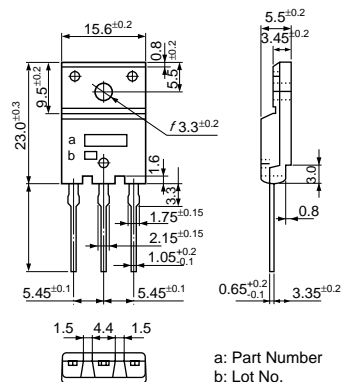
• No. 22 TO-220F2Pin



• No. 23 TO-220F2Pin (Two Elements)



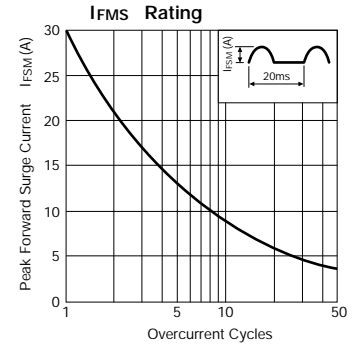
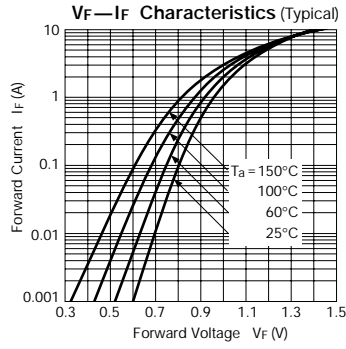
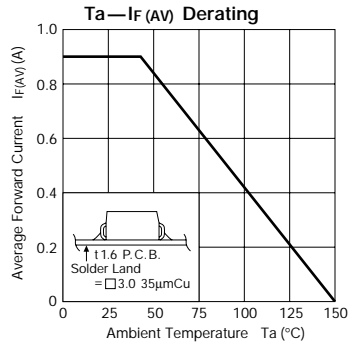
• No. 24 TO-3PF



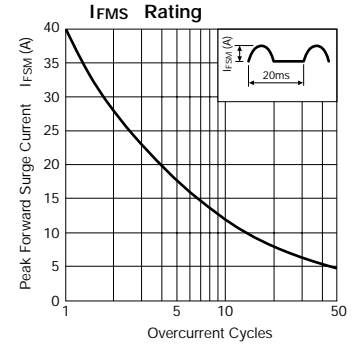
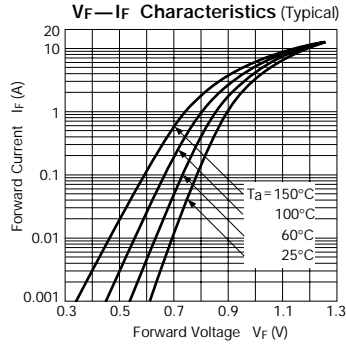
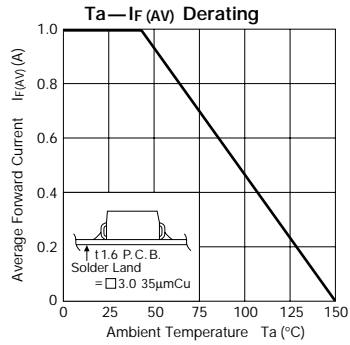
a: Part Number
b: Lot No.

Characteristic Curves Rectifier Diodes

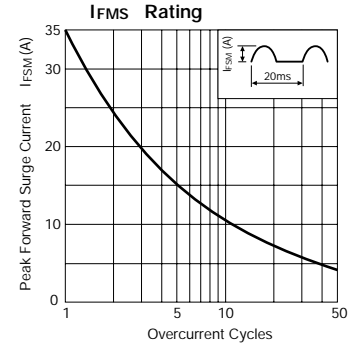
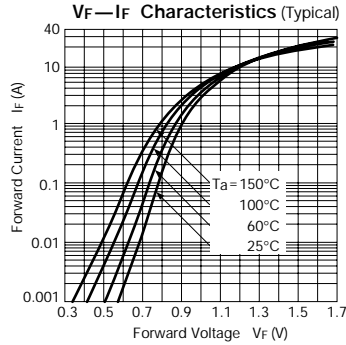
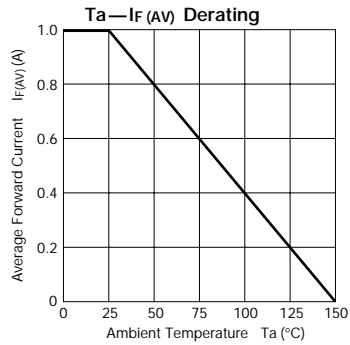
SFPM-5 series



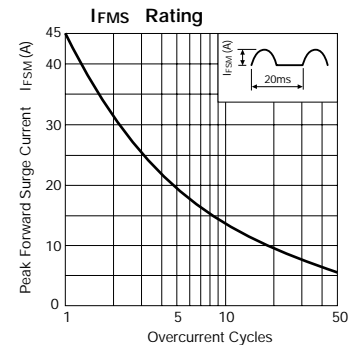
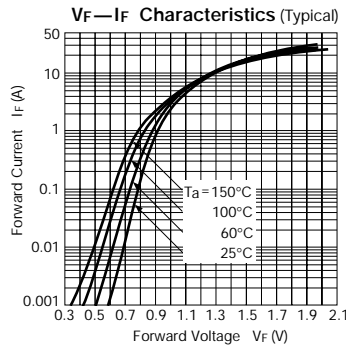
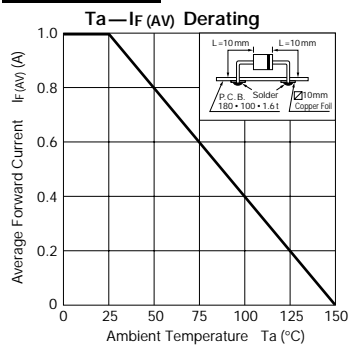
SFPM-6 series



AM01 series



EM01 series



EM 1 series

