



DSD015

Silicon Epitaxial Planar Type

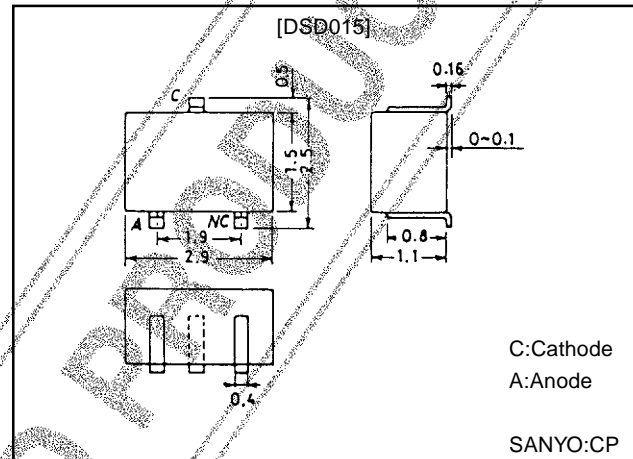
High-Voltage Switching Diode

Features

- Ideally suited for use in hybrid ICs because of very compact package.
- High breakdown voltage.

Package Dimensions

unit:mm
1148



Specifications

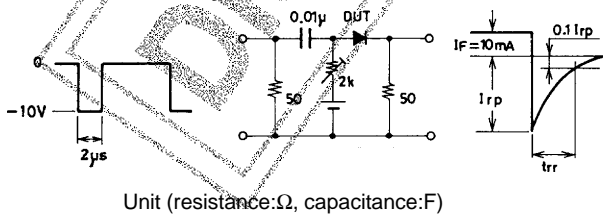
Absolute Maximum Ratings at Ta = 25°C

| Parameter | Symbol | Conditions | Ratings | Unit |
|-----------------------------|-----------|------------|-------------|------|
| Peak Reverse Voltage | V_{RM} | | 350 | V |
| Reverse Voltage | V_R | | 300 | V |
| Surge Current | I_{FSM} | 1 μ s | 3 | A |
| Average Rectified Current | I_O | | 150 | mA |
| Peak Forward Current | I_{FM} | | 400 | mA |
| Allowable Power Dissipation | P | | 200 | mW |
| Junction Temperature | Tj | | 125 | °C |
| Storage Temperature | Tstg | | -55 to +125 | °C |

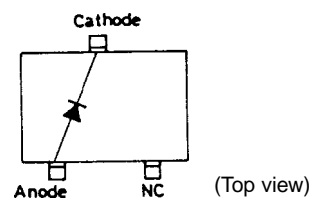
Electrical Characteristics at Ta = 25°C

| Parameter | Symbol | Conditions | Ratings | | | Unit |
|---------------------------|----------|---|---------|-----|-----|---------|
| | | | min | typ | max | |
| Forward Voltage | V_F | $I_F=100mA$ | | | 1.0 | V |
| Reverse Current | I_R | $V_R=300V$ | | | 0.5 | μ A |
| Interterminal Capacitance | C | $V_R=0V, f=1MHz$ | | 4 | | pF |
| Reverse Recovery Time | t_{rr} | $I_F=10mA, V_R=10V, R_L=50\Omega, I_{rr}=0.1I_{rp}$ | | 30 | 200 | ns |

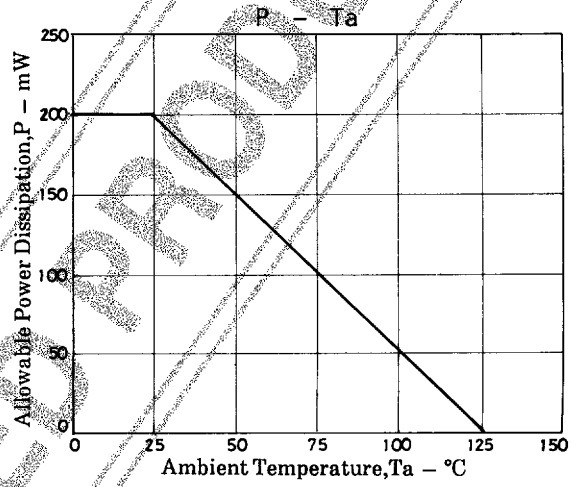
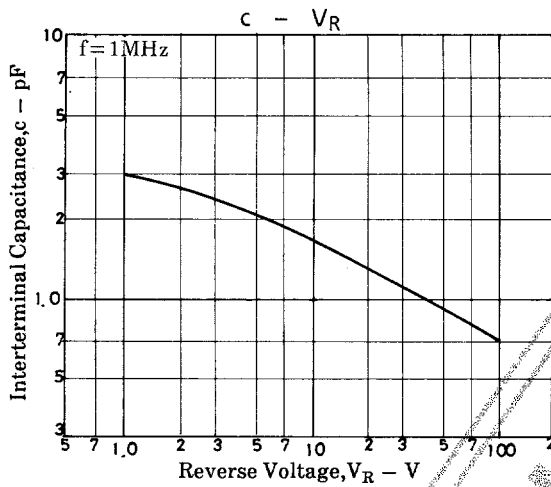
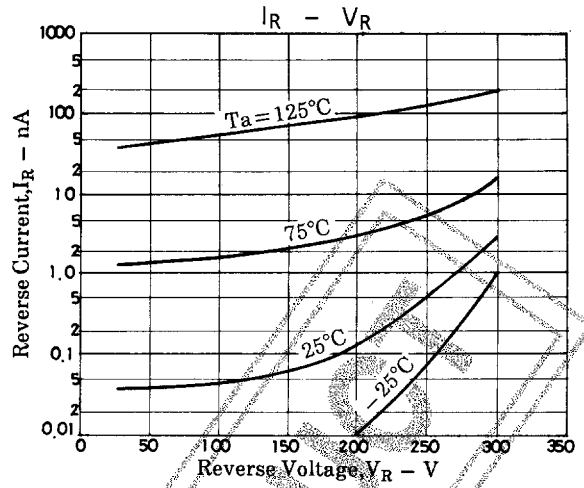
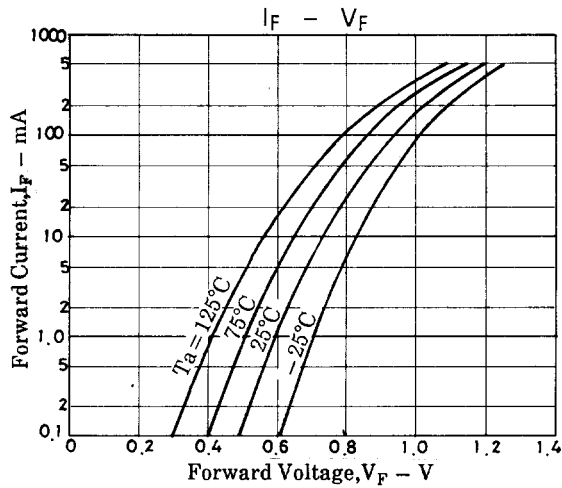
Reverse Recovery Time Test Circuit



Electrical Connection



DSD015



■ No products described or contained herein are intended for use in surgical implants, life-support systems, aerospace equipment, nuclear power control systems, vehicles, disaster/crime-prevention equipment and the like, the failure of which may directly or indirectly cause injury, death or property loss.

■ Anyone purchasing any products described or contained herein for an above-mentioned use shall:

- ① Accept full responsibility and indemnify and defend SANYO ELECTRIC CO., LTD., its affiliates, subsidiaries and distributors and all their officers and employees, jointly and severally, against any and all claims and litigation and all damages, cost and expenses associated with such use;
- ② Not impose any responsibility for any fault or negligence which may be cited in any such claim or litigation on SANYO ELECTRIC CO., LTD., its affiliates, subsidiaries and distributors or any of their officers and employees jointly or severally.

■ Information (including circuit diagrams and circuit parameters) herein is for example only; it is not guaranteed for volume production. SANYO believes information herein is accurate and reliable, but no guarantees are made or implied regarding its use or any infringements of intellectual property rights or other rights of third parties.

This catalog provides information as of May, 1998. Specifications and information herein are subject to change without notice.