

Zener Diode Array

STZ5.6N

●Applications

Constant voltage control
For the ESD measure of a signal line

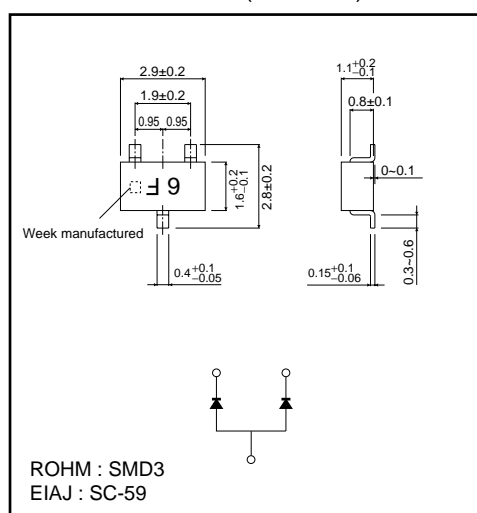
●Features

- 1) Designed for mounting on small surface areas
- 2) High reliability
- 3) Composite type with two anode/cathode elements

●Construction

Silicon epitaxial planar

●External dimensions (Units : mm)



●Absolute maximum ratings (Ta=25°C)

Parameter	Symbol	Limits	Unit
Power dissipation	P*	200	mW
Junction temperature	Tj	150	°C
Storage temperature	Tstg	-55~+150	°C

* Total of 2 elements

●Electrical characteristics (Ta=25°C)

Parameter	Symbol	Min.	Typ.	Max.	Unit	Conditions
Zener voltage	Vz	5.31	-	5.92	V	Iz=5mA
Reverse current	IR	-	-	1.00	μA	VR=2.5V
Operating resistance	Zz	-	-	60	Ω	Iz=5mA
Rising operating resistance	Zzk	-	-	200	Ω	Iz=0.5mA
Capacitance between terminals	Ct	-	12	-	pF	f=1MHz, VR=5V

Diodes

●Others

Item	Standard1	IEC1000-4-2
Device configuration	Charge/discharge capacitance : 200pF±10% Discharge resistance : 400Ω ±10%	Charge/discharge capacitance : 150pF Discharge resistance : 330Ω
Judgment contents	5 repetitions No spark or smoke emitted : ±25kV No element destruction : ±20kV No malfunction : ± 8kV	10 repetitions No malfunction Contact : ± 8kV Suspended : ±15kV

●Electrical characteristic curves (Ta=25°C)

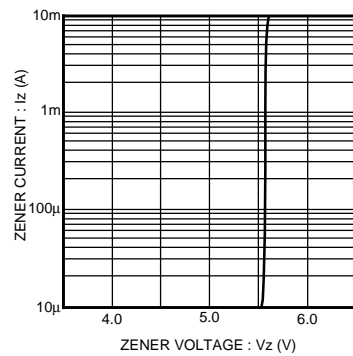


Fig.1 Zener characteristics

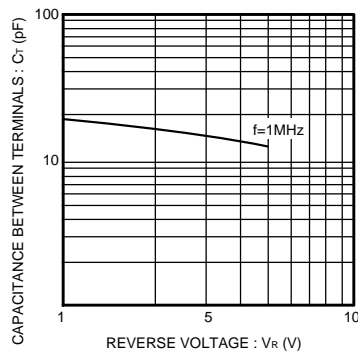


Fig.2 Capacitance between terminals characteristic

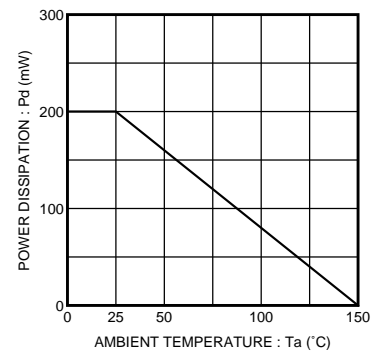


Fig.3 Derating curve