



PJLPT05

LOW CAPACITANCE UNIDIRECTIONAL TVS

FEATURES

- 320 Watts peak pulse power ($t_p=8 \times 20 \mu s$)
- Low leakage current
- Unidirectional configuration
- Surface mount package ideally suited for automatic insertion
- In compliance with EU RoHS 2002/95/EC directives

MECHANICAL DATA

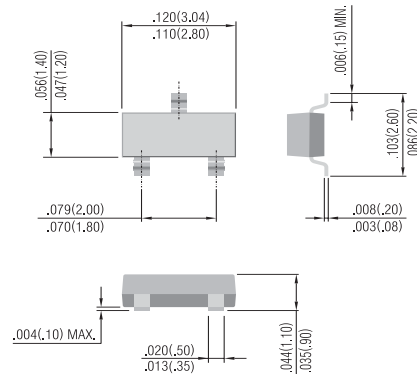
Case: SOT-23, Plastic

Terminals: Solderable per MIL-STD-750, Method 2026

Approx. Weight: 0.008 gram

SOT-23

Unit: inch (mm)

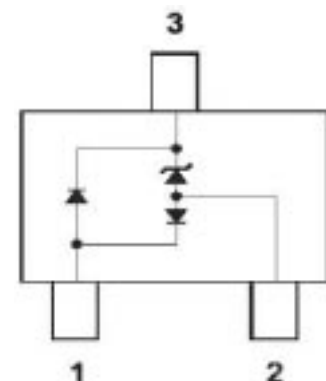


MAXIMUM RATINGS, TOTAL DEVICE @ $T_A=25^\circ C$ unless otherwise specified

Characteristic	Symbol	Value	Unit
Peak Pulse Power ($t_p=8 \times 20 \mu s$)	P_{PK}	320	W
Thermal Resistance, Junction to Ambient	$R_{\theta JA}$	286	$^\circ C/W$
Operating Junction and Storage Temperature Range	T_J, T_{STG}	-55 to + 150	$^\circ C$

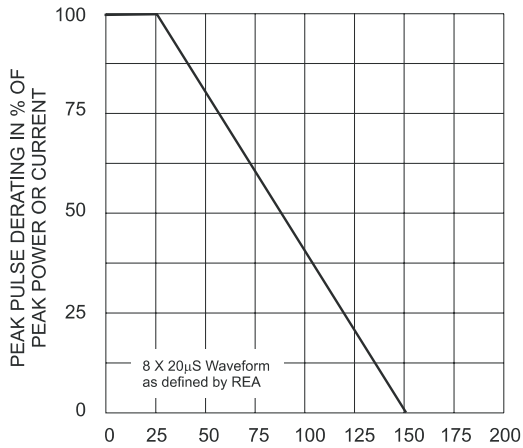
ELECTRICAL CHARACTERISTICS @ $T_A=25^\circ C$ unless otherwise specified

Part Number	Peak Power Dissipation $8 \times 20 \mu s$ P_{PPM}	Reverse Stand-off Voltage	Reverse Leakage	Max Clamping Voltage @ $8 \times 20 \mu s$ P _{PPM}	Peak Pulse Current $8 \times 20 \mu s$ P _{PPM}	Off-State Capacitance, 1MHz Zero dc Bias	Marking Code
		V_{RWM}	$I_R @ V_{RWM}$	$V_C @ I_{PP}$	I_{PP}	C_o	
		Max.	Max.			Max.	
	W	V	μA	V	A	pF	
PJLPT05	320	5	5	10	1	300	EZB





PJLPT05



T_A , AMBIENT TEMPERATURE (°C)
Fig. 1 Pulse Derating Curve

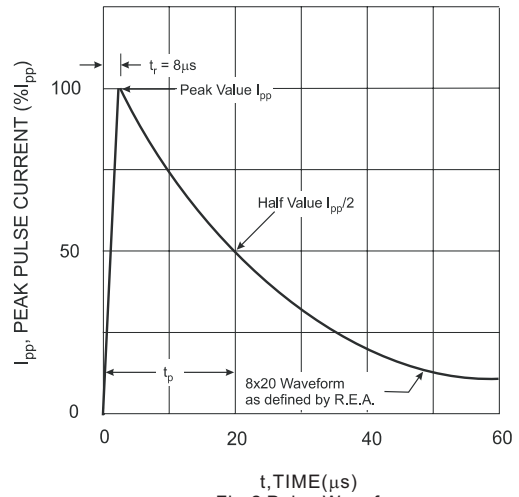


Fig. 2 Pulse Waveform

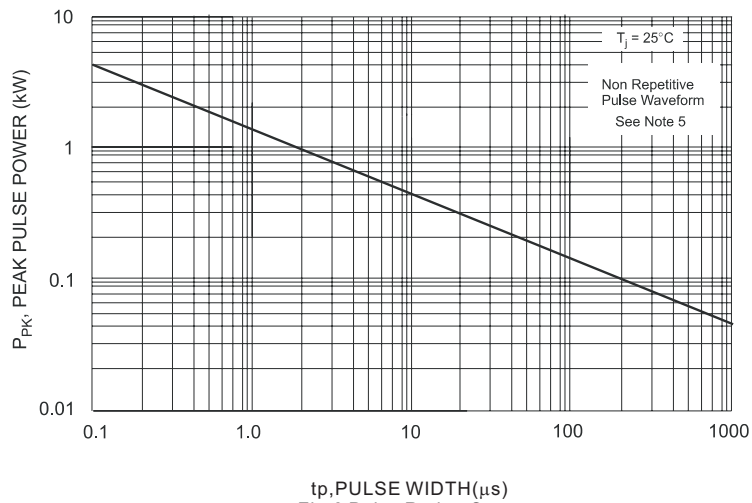
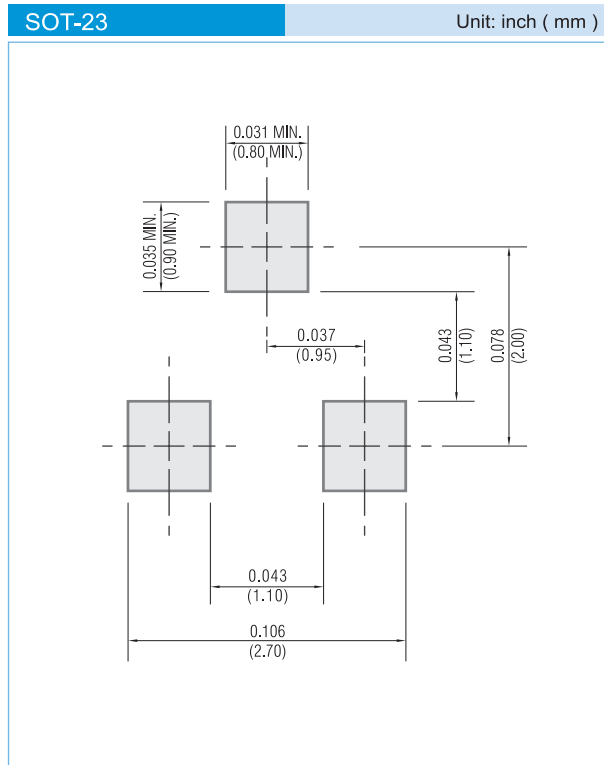


Fig. 3 Pulse Rating Curve



PJLPT05

MOUNTING PAD LAYOUT



ORDER INFORMATION

- Packing information
 - T/R - 12K per 13" plastic Reel
 - T/R - 3K per 7" plastic Reel

LEGAL STATEMENT

Copyright PanJit International, Inc 2008

The information presented in this document is believed to be accurate and reliable. The specifications and information herein are subject to change without notice. Pan Jit makes no warranty, representation or guarantee regarding the suitability of its products for any particular purpose. Pan Jit products are not authorized for use in life support devices or systems. Pan Jit does not convey any license under its patent rights or rights of others.