



MMSZ5229A SERIES

SURFACE MOUNT SILICON ZENER DIODES

VOLTAGE 4.3 to 51 Volts **POWER** 500 mWatts

SOD-123

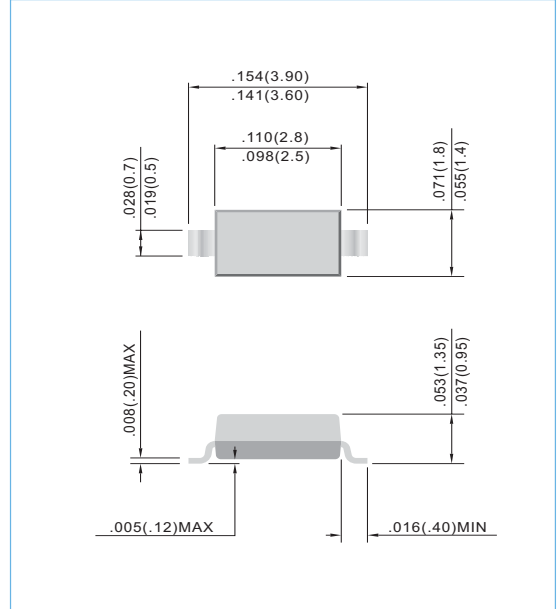
Unit: inch (mm)

FEATURES

- Planar Die construction
- 500mW Power Dissipation
- Ideally Suited for Automated Assembly Processes
- Pb free product : 99% Sn above can meet RoHS environment substance request

MECHANICAL DATA

- Case: SOD-123, Molded Plastic
- Terminals: Solderable per MIL-STD-750, Method 2026
- Polarity: See Diagram Below
- Approx. Weight: 0.01grams
- Mounting Position: Any



MAXIMUM RATINGS AND ELECTRICAL CHARACTERISTICS

| Parameter | Symbol | Value | Units |
|--|--------|-------------|--------------------|
| Maximum Power Dissipation @ $T_A=25^{\circ}\text{C}$ (Notes A) | P_D | 500 | mW |
| Operating Junction and Storage Temperature Range | T_J | -50 to +150 | $^{\circ}\text{C}$ |

NOTES:

A. Mounted on 5.0mm²(.013mm thick) land areas.



MMSZ5229A SERIES

| Part Number | Nominal Zener Voltage | | | Max. Zener Impedance | | | | Max Reverse Leakage Current | | Marking Code | Package |
|-------------|----------------------------------|--------|--------|----------------------------------|------|-----------------------------------|------|---------------------------------|------|--------------|---------|
| | V _Z @ I _{ZT} | | | Z _T @ I _{ZT} | | Z _{ZK} @ I _{ZK} | | I _R @ V _R | | | |
| | Nom. V | Min. V | Max. V | Ω | mA | Ω | mA | μA | V | | |
| MMSZ5229A | 4.3 | 4.21 | 4.39 | 22 | 20.0 | 2000 | 0.25 | 5.0 | 1.0 | D4 | SOD-123 |
| MMSZ5230A | 4.7 | 4.61 | 4.79 | 19 | 20.0 | 1900 | 0.25 | 5.0 | 2.0 | D5 | SOD-123 |
| MMSZ5231A | 5.1 | 5.00 | 5.20 | 17 | 20.0 | 1600 | 0.25 | 5.0 | 2.0 | E1 | SOD-123 |
| MMSZ5232A | 5.6 | 5.49 | 5.71 | 11 | 20.0 | 1600 | 0.25 | 5.0 | 3.0 | E2 | SOD-123 |
| MMSZ5234A | 6.2 | 6.08 | 6.32 | 7 | 20.0 | 1000 | 0.25 | 5.0 | 4.0 | E4 | SOD-123 |
| MMSZ5235A | 6.8 | 6.66 | 6.94 | 5 | 20.0 | 750 | 0.25 | 3.0 | 5.0 | E5 | SOD-123 |
| MMSZ5236A | 7.5 | 7.35 | 7.65 | 6 | 20.0 | 500 | 0.25 | 3.0 | 6.0 | F1 | SOD-123 |
| MMSZ5237A | 8.2 | 8.04 | 8.36 | 8 | 20.0 | 500 | 0.25 | 3.0 | 6.0 | F2 | SOD-123 |
| MMSZ5239A | 9.1 | 8.92 | 9.28 | 10 | 20.0 | 600 | 0.25 | 3.0 | 6.5 | F4 | SOD-123 |
| MMSZ5240A | 10 | 9.80 | 10.20 | 17 | 20.0 | 600 | 0.25 | 3.0 | 8.0 | F5 | SOD-123 |
| MMSZ5241A | 11 | 10.78 | 11.22 | 22 | 20.0 | 600 | 0.25 | 3.0 | 8.4 | H1 | SOD-123 |
| MMSZ5242A | 12 | 11.76 | 12.24 | 30 | 20.0 | 600 | 0.25 | 2.0 | 9.1 | H2 | SOD-123 |
| MMSZ5243A | 13 | 12.74 | 13.26 | 13 | 9.5 | 600 | 0.25 | 1.0 | 9.9 | H3 | SOD-123 |
| MMSZ5244A | 14 | 13.72 | 14.28 | 15 | 9.0 | 600 | 0.25 | 0.5 | 10.5 | H4 | SOD-123 |
| MMSZ5245A | 15 | 14.70 | 15.30 | 16 | 8.5 | 600 | 0.25 | 0.5 | 11.0 | H5 | SOD-123 |
| MMSZ5246A | 16 | 15.68 | 16.32 | 17 | 7.8 | 600 | 0.25 | 0.1 | 12.0 | J1 | SOD-123 |
| MMSZ5247A | 17 | 16.66 | 17.34 | 19 | 7.5 | 600 | 0.25 | 0.1 | 13.0 | J2 | SOD-123 |
| MMSZ5248A | 18 | 17.64 | 18.36 | 21 | 7.0 | 600 | 0.25 | 0.1 | 14.0 | J3 | SOD-123 |
| MMSZ5250A | 20 | 19.60 | 20.40 | 25 | 6.2 | 600 | 0.25 | 0.1 | 15.0 | J5 | SOD-123 |
| MMSZ5251A | 22 | 21.56 | 22.44 | 29 | 5.6 | 600 | 0.25 | 0.1 | 17.0 | K1 | SOD-123 |
| MMSZ5252A | 24 | 23.52 | 24.48 | 33 | 5.2 | 600 | 0.25 | 0.1 | 18.0 | K2 | SOD-123 |
| MMSZ5254A | 27 | 26.46 | 27.54 | 41 | 5.0 | 600 | 0.25 | 0.1 | 21.0 | K4 | SOD-123 |
| MMSZ5255A | 28 | 27.44 | 28.56 | 44 | 4.5 | 600 | 0.25 | 0.1 | 21.0 | K5 | SOD-123 |
| MMSZ5256A | 30 | 29.40 | 30.60 | 49 | 4.2 | 600 | 0.25 | 0.1 | 23.0 | M1 | SOD-123 |
| MMSZ5257A | 33 | 32.34 | 33.66 | 58 | 3.8 | 700 | 0.25 | 0.1 | 25.0 | M2 | SOD-123 |
| MMSZ5258A | 36 | 35.28 | 36.72 | 70 | 3.4 | 700 | 0.25 | 0.1 | 27.0 | M3 | SOD-123 |
| MMSZ5259A | 39 | 38.22 | 39.78 | 80 | 3.2 | 800 | 0.25 | 0.1 | 30.0 | M4 | SOD-123 |
| MMSZ5260A | 43 | 42.14 | 43.86 | 93 | 3.0 | 900 | 0.25 | 0.1 | 33.0 | M5 | SOD-123 |
| MMSZ5261A | 47 | 46.06 | 47.94 | 105 | 2.7 | 1000 | 0.25 | 0.1 | 36.0 | N1 | SOD-123 |
| MMSZ5262A | 51 | 49.98 | 52.02 | 125 | 2.5 | 1100 | 0.25 | 0.1 | 39.0 | N2 | SOD-123 |



MMSZ5229A SERIES

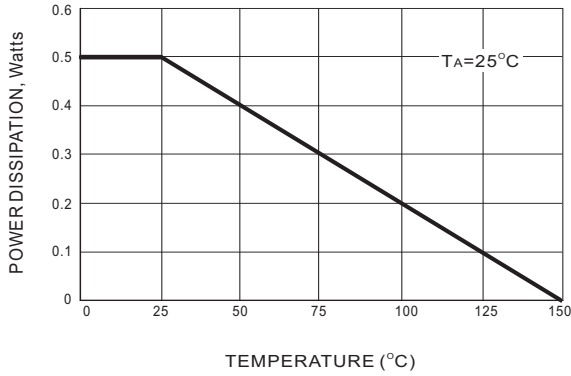


Fig.1 STEADY STATE POWER DERATING

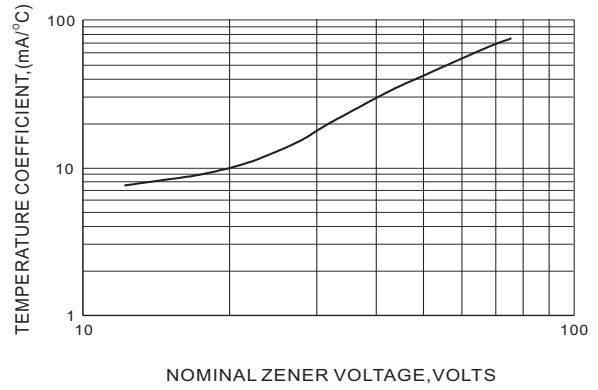


Fig.2 TEMPERATURE COEFFICIENTS

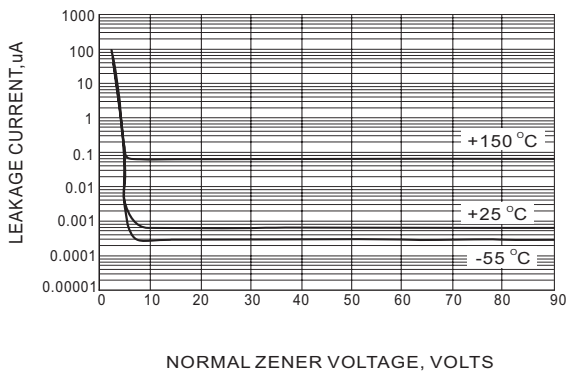


Fig.3 TYPICAL LEAKAGE CURRENT

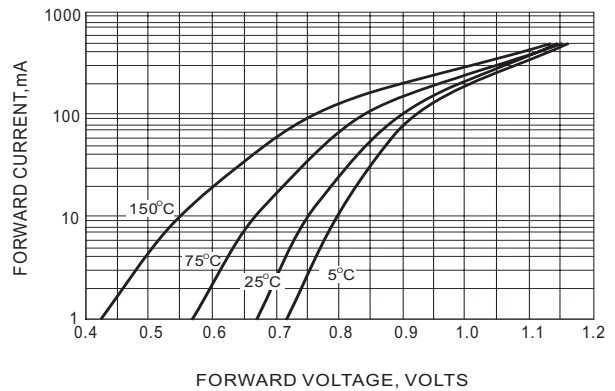
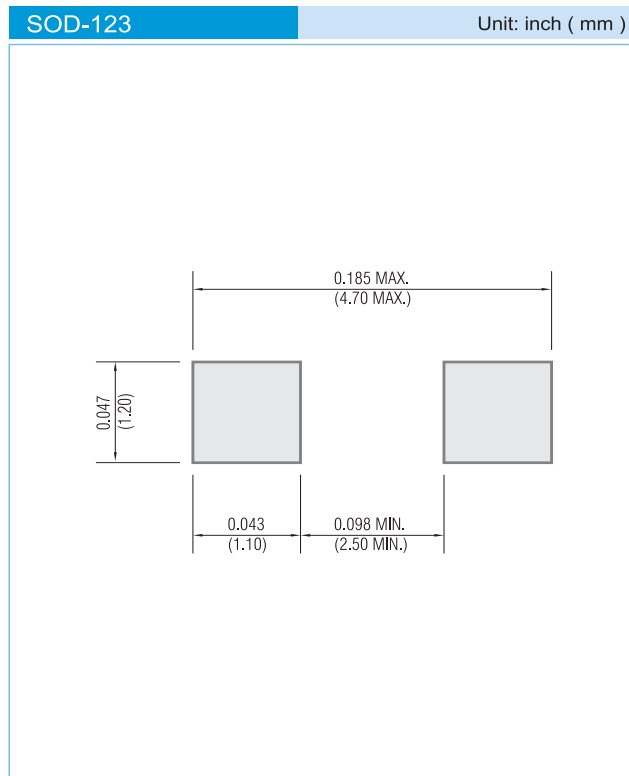


Fig.4 TYPICAL FORWARD VOLTAGE



MMSZ5229A SERIES

MOUNTING PAD LAYOUT



ORDER INFORMATION

- Packing information

T/R - 10K per 13" plastic Reel

T/R - 3K per 7" plastic Reel

LEGAL STATEMENT

Copyright PanJit International, Inc 2006

The information presented in this document is believed to be accurate and reliable. The specifications and information herein are subject to change without notice. Pan Jit makes no warranty, representation or guarantee regarding the suitability of its products for any particular purpose. Pan Jit products are not authorized for use in life support devices or systems. Pan Jit does not convey any license under its patent rights or rights of others.